

PRODUCTION -- Overall Stage Results
TORNEO ARGENTINO DE PRODUCCION 2011

Printed diciembre 10, 2011 at 16:25



Stage 1 -- LA UNO

	PTS	TIME	HIT FACTOR	STAGE POINTS	STAGE PERCENT	COMPETITOR # Name
1	39	4,27	9,1335	45,0000	100,00	29 AVINCETA, EDGARDO
2	45	5,82	7,7320	38,0948	84,66	107 PITERBARG, CARLOS
3	41	5,33	7,6923	37,8994	84,22	75 JUDEZ RIVAS, JUAN CRUZ
4	43	5,59	7,6923	37,8994	84,22	110 PRIETO, MARCELO
5	37	4,84	7,6446	37,6645	83,70	24 ALBA, GABRIEL
6	43	5,69	7,5571	37,2333	82,74	34 BORGES, WALTER
7	43	5,77	7,4523	36,7171	81,59	111 QUINDI VALLERGA, GASTON
8	43	5,90	7,2881	35,9081	79,80	77 KRUSEWSKI, MARCOS
9	41	5,69	7,2056	35,5016	78,89	20 ROITMAN, PATRICIO
10	37	5,17	7,1567	35,2604	78,36	83 LOPEZ, TIRITO
11	45	6,42	7,0093	34,5345	76,74	66 GILBERT, LUIS
12	41	5,89	6,9610	34,2961	76,21	50 CONTE, MARINO
13	41	5,94	6,9024	34,0074	75,57	119 RODRIGUEZ, MIGUEL ANGEL
14	43	6,29	6,8362	33,6817	74,85	49 CLERICCI, FERNANDO
15	39	5,73	6,8063	33,5340	74,52	65 GIGLI, FABRICIO
16	43	6,48	6,6358	32,6941	72,65	96 NIKIFORUK, NICOLAS
17	41	6,19	6,6236	32,6339	72,52	87 MATOS, DIEGO
18	45	6,86	6,5598	32,3195	71,82	122 RUGGIERO, NICOLAS
19	45	6,99	6,4378	31,7184	70,49	120 ROLNIK, JUAN
20	39	6,12	6,3725	31,3971	69,77	35 BRIUOLO, SANTIAGO
21	43	6,80	6,3235	31,1555	69,23	22 WOLONCEWICZ, CLAUDIO
22	41	6,49	6,3174	31,1254	69,17	54 DUFFO, EMILIANO
23	43	6,83	6,2958	31,0187	68,93	101 PASIULA, LEANDRO
24	45	7,16	6,2849	30,9653	68,81	131 SOSA, NESTOR
25	41	6,56	6,2500	30,7933	68,43	45 CERQUEIRO, JUAN
26	43	6,94	6,1960	30,5270	67,84	92 MINAGLIA, DANIEL
27	43	7,03	6,1166	30,1362	66,97	53 DUARTE, DANIEL
28	43	7,03	6,1166	30,1362	66,97	43 CASTRO, OMAR
29	41	6,72	6,1012	30,0601	66,80	156 BLASON, ANGEL
30	41	6,76	6,0651	29,8822	66,40	74 IZZO, ALEJANDRO
31	43	7,13	6,0309	29,7136	66,03	130 SOLA, MARCELO
32	43	7,17	5,9972	29,5478	65,66	36 BRIZUELA, PABLO
33	45	7,56	5,9524	29,3269	65,17	157 OROZCO, SERGIO
34	43	7,27	5,9147	29,1414	64,76	14 MORENO, RICARDO
35	43	7,32	5,8743	28,9423	64,32	148 CALDERA, JOSE
36	41	7,06	5,8074	28,6124	63,58	23 ZARATE, JOSE
37	41	7,07	5,7992	28,5720	63,49	100 PAGER, PABLO
38	43	7,46	5,7641	28,3992	63,11	140 ADRIEL, DIEGO
39	45	7,84	5,7398	28,2795	62,84	129 SOLA, JUAN
40	33	5,78	5,7093	28,1295	62,51	143 GINI, SEBASTIAN
41	43	7,65	5,6209	27,6938	61,54	97 OBERTELLO, DANIEL
42	41	7,33	5,5935	27,5585	61,24	104 PEREZ, LUIS
43	43	7,77	5,5341	27,2661	60,59	134 TONDINI, CLAUDIO
44	43	7,81	5,5058	27,1265	60,28	16 PARSONS, CLAUDIO
45	41	7,56	5,4233	26,7201	59,38	15 OYOLA, MARCELO
46	41	7,63	5,3735	26,4749	58,83	95 MURGIA, FERNANDO

PRODUCTION -- Overall Stage Results
TORNEO ARGENTINO DE PRODUCCION 2011

Printed diciembre 10, 2011 at 16:25



Stage 1 -- LA UNO

	PTS	TIME	HIT FACTOR	STAGE POINTS	STAGE PERCENT	COMPETITOR # Name
47	37	6,93	5,3391	26,3054	58,46	27 ARIJA, RODRIGO
48	41	7,69	5,3316	26,2684	58,37	31 BARRIENTOS, VICTOR
49	43	8,11	5,3021	26,1230	58,05	132 TARAMELLI, ALEJANDRO
50	43	8,14	5,2826	26,0267	57,84	39 BURGOS, ADRIAN
51	39	7,51	5,1931	25,5859	56,86	82 LONGINOTTI, ANTONELLA
52	45	8,67	5,1903	25,5723	56,83	4 CAPRA, CLAUDIO
53	43	8,34	5,1559	25,4026	56,45	7 DIANA, DIEGO
54	45	8,96	5,0223	24,7446	54,99	113 QUINTIERI, VICTOR
55	35	7,02	4,9858	24,5644	54,59	137 VARDE, GABRIEL
56	39	7,83	4,9808	24,5402	54,53	144 GINI, JUAN CARLOS
57	37	7,45	4,9664	24,4693	54,38	56 FANDINO, ROBERTO
58	43	9,03	4,7619	23,4615	52,14	76 JUKELSON, TULIO
59	43	9,12	4,7149	23,2300	51,62	2 AGUILERA, DANIEL
60	28	6,01	4,6589	22,9541	51,01	55 DUFFO, FLAVIO
61	41	8,88	4,6171	22,7482	50,55	153 ROITMAN, RICARDO
62	41	8,90	4,6067	22,6971	50,44	139 SANCHEZ, MARCELO
63	39	8,53	4,5721	22,5264	50,06	151 CHAPUR, ORLANDO
64	41	8,97	4,5708	22,5199	50,04	147 PAN, JOSE
65	43	9,41	4,5696	22,5141	50,03	88 MATUS, CARLOS
66	30	6,60	4,5455	22,3951	49,77	1 AGUILAR, FELIPE
67	41	9,03	4,5404	22,3703	49,71	154 HART, ALBERTO
68	37	8,18	4,5232	22,2856	49,52	146 RODRIGUEZ, GUILLERMO
69	41	9,19	4,4614	21,9808	48,85	11 GULIC, GABRIEL
70	28	6,37	4,3956	21,6568	48,13	133 TEJERINA, FERNANDO
71	37	8,62	4,2923	21,1480	47,00	68 GOMEZ BORRAS, CASIMIRO
72	24	5,64	4,2553	20,9656	46,59	93 MONDACA, GABRIEL
73	39	9,32	4,1845	20,6170	45,82	42 CASSOLA, FEDERICO
74	24	5,84	4,1096	20,2476	44,99	145 OLIVA GERLI, GUSTAVO
75	30	7,30	4,1096	20,2476	44,99	138 VENTIERI, MIGUEL
76	39	9,70	4,0206	19,8093	44,02	17 PARSONS, JUAN MARTIN
77	37	9,28	3,9871	19,6440	43,65	78 LARRANAGA, RICARDO
78	33	8,34	3,9568	19,4950	43,32	102 PAULETIG, GERMAN
79	41	10,50	3,9048	19,2385	42,75	73 HERMIDA, GUILLERMO
80	31	8,08	3,8366	18,9028	42,01	141 PARANZA, ROBERTO
81	28	7,38	3,7940	18,6929	41,54	67 GIMENEZ, FERNANDO
82	33	8,72	3,7844	18,6455	41,43	155 GERON, GONZALO
83	41	10,84	3,7823	18,6350	41,41	86 MARCOS, MATIAS
84	39	10,35	3,7681	18,5652	41,26	61 FRATTINI, PABLO
85	39	10,41	3,7464	18,4582	41,02	142 MENNA, RUBEN
86	31	8,33	3,7215	18,3355	40,75	62 GEREMIAS, GUSTAVO
87	33	8,96	3,6830	18,1460	40,32	135 TRIPOLI, MARTIN
88	29	8,00	3,6250	17,8601	39,69	64 GIARDINI, HUGO
89	39	10,89	3,5813	17,6446	39,21	149 FONDACARO, RUBEN
90	28	7,90	3,5443	17,4625	38,81	91 MILLOZI, ALEJANDRO
91	43	12,48	3,4455	16,9758	37,72	81 LONGINOTTI, CARLOS
92	28	8,33	3,3613	16,5611	36,80	117 RODOLFI, WALTER

PRODUCTION -- Overall Stage Results
TORNEO ARGENTINO DE PRODUCCION 2011

Printed diciembre 10, 2011 at 16:25



Stage 1 -- LA UNO

	PTS	TIME	HIT FACTOR	STAGE POINTS	STAGE PERCENT	COMPETITOR # Name
93	41	12,52	3,2748	16,1345	35,85	89 MATUS, MIGUEL
94	33	10,55	3,1280	15,4112	34,25	41 CAMACHO, JORGE
95	26	8,42	3,0879	15,2138	33,81	9 GREGORI, MIGUEL
96	18	5,85	3,0769	15,1598	33,69	52 DIAZ, MARTIN
97	26	8,46	3,0733	15,1418	33,65	90 MEISSNER, PAULA
98	35	12,91	2,7111	13,3573	29,68	26 ANICHINI, RICARDO
99	28	10,80	2,5926	12,7735	28,39	71 GRAU, JOSEP MARIA
100	41	16,87	2,4303	11,9741	26,61	126 SANZ, GABRIEL
101	39	17,71	2,2021	10,8498	24,11	51 CORDOVA, RAMON
102	18	8,47	2,1251	10,4704	23,27	70 GOROSTIDI, SOFIA
103	18	8,52	2,1127	10,4090	23,13	128 SAVARELLI, ESTEBAN
104	16	7,98	2,0050	9,8785	21,95	18 PERALTA, ARIEL
105	15	9,88	1,5182	7,4801	16,62	112 QUINTANS, HERNAN
106	9	6,75	1,3333	6,5692	14,60	150 GUIMIL, IGNACIO
107	12	9,52	1,2605	6,2104	13,80	84 LOPEZ, JORGE
108	12	10,21	1,1753	5,7907	12,87	80 LINERA, RODRIGO
109	5	7,95	0,6289	3,0987	6,89	33 BEJARANO, MARCELO
110	12	30,34	0,3955	1,9487	4,33	114 REDONDO, HECTOR
111	0	6,31	0,0000	0,0000	0,00	125 SALVADOR, HERNAN
112	0	7,09	0,0000	0,0000	0,00	40 BURINI, GUSTAVO
113	0	10,40	0,0000	0,0000	0,00	116 RODOLFI, LUCIANO

PRODUCTION -- Overall Stage Results
TORNEO ARGENTINO DE PRODUCCION 2011

Printed diciembre 10, 2011 at 16:25



Stage 2 -- LA DOS

	PTS	TIME	HIT FACTOR	STAGE POINTS	STAGE PERCENT	COMPETITOR # Name
1	134	16,91	7,9243	140,0000	100,00	111 QUINDI VALLERGA, GASTON
2	128	16,37	7,8192	138,1428	98,67	24 ALBA, GABRIEL
3	128	16,68	7,6739	135,5754	96,84	92 MINAGLIA, DANIEL
4	130	17,76	7,3198	129,3205	92,37	29 AVINCETA, EDGARDO
5	130	18,02	7,2142	127,4546	91,04	96 NIKIFORUK, NICOLAS
6	126	17,85	7,0588	124,7094	89,08	110 PRIETO, MARCELO
7	132	19,19	6,8786	121,5251	86,80	20 ROITMAN, PATRICIO
8	122	17,88	6,8233	120,5478	86,11	50 CONTE, MARINO
9	113	16,62	6,7990	120,1197	85,80	75 JUDEZ RIVAS, JUAN CRUZ
10	124	19,09	6,4955	114,7579	81,97	133 TEJERINA, FERNANDO
11	128	19,90	6,4322	113,6380	81,17	45 CERQUEIRO, JUAN
12	124	19,31	6,4215	113,4505	81,04	39 BURGOS, ADRIAN
13	130	20,59	6,3137	111,5460	79,68	107 PITERBARG, CARLOS
14	107	16,98	6,3015	111,3302	79,52	119 RODRIGUEZ, MIGUEL ANGEL
15	124	19,79	6,2658	110,6988	79,07	101 PASIULA, LEANDRO
16	128	20,58	6,2196	109,8832	78,49	120 ROLNIK, JUAN
17	122	19,83	6,1523	108,6936	77,64	155 GERON, GONZALO
18	114	18,61	6,1257	108,2244	77,30	80 LINERA, RODRIGO
19	120	19,68	6,0976	107,7266	76,95	145 OLIVA GERLI, GUSTAVO
20	132	21,65	6,0970	107,7167	76,94	112 QUINTANS, HERNAN
21	132	21,69	6,0858	107,5180	76,80	77 KRUSEWSKI, MARCOS
22	132	21,79	6,0578	107,0246	76,45	134 TONDINI, CLAUDIO
23	103	17,28	5,9606	105,3078	75,22	83 LOPEZ, TIRITO
24	105	17,72	5,9255	104,6869	74,78	125 SALVADOR, HERNAN
25	113	19,10	5,9162	104,5230	74,66	35 BRIUOLO, SANTIAGO
26	124	21,19	5,8518	103,3850	73,85	53 DUARTE, DANIEL
27	126	21,64	5,8226	102,8680	73,48	22 WOLONCEWICZ, CLAUDIO
28	128	22,01	5,8155	102,7441	73,39	87 MATOS, DIEGO
29	120	20,81	5,7665	101,8770	72,77	52 DIAZ, MARTIN
30	112	19,44	5,7613	101,7861	72,70	65 GIGLI, FABRICIO
31	105	18,34	5,7252	101,1479	72,25	34 BORGES, WALTER
32	132	23,17	5,6970	100,6502	71,89	137 VARDE, GABRIEL
33	132	23,25	5,6774	100,3039	71,65	23 ZARATE, JOSE
34	132	23,41	5,6386	99,6184	71,16	130 SOLA, MARCELO
35	128	22,76	5,6239	99,3584	70,97	131 SOSA, NESTOR
36	124	22,24	5,5755	98,5040	70,36	139 SANCHEZ, MARCELO
37	128	22,98	5,5701	98,4072	70,29	148 CALDERA, JOSE
38	120	21,56	5,5659	98,3330	70,24	97 OBERTELLO, DANIEL
39	94	17,07	5,5067	97,2884	69,49	143 GINI, SEBASTIAN
40	124	22,97	5,3983	95,3735	68,12	140 ADRIEL, DIEGO
41	126	23,35	5,3961	95,3346	68,10	42 CASSOLA, FEDERICO
42	132	24,76	5,3312	94,1868	67,28	95 MURGIA, FERNANDO
43	124	23,26	5,3310	94,1844	67,27	88 MATUS, CARLOS
44	128	24,39	5,2481	92,7182	66,23	51 CORDOVA, RAMON
45	124	23,71	5,2299	92,3968	66,00	67 GIMENEZ, FERNANDO
46	115	22,27	5,1639	91,2314	65,17	64 GIARDINI, HUGO

PRODUCTION -- Overall Stage Results
TORNEO ARGENTINO DE PRODUCCION 2011

Printed diciembre 10, 2011 at 16:25




Stage 2 -- LA DOS

	PTS	TIME	HIT FACTOR	STAGE POINTS	STAGE PERCENT	COMPETITOR # Name
47	124	24,16	5,1325	90,6758	64,77	68 GOMEZ BORRAS, CASIMIRO
48	102	20,05	5,0873	89,8778	64,20	93 MONDACA, GABRIEL
49	115	22,62	5,0840	89,8198	64,16	17 PARSONS, JUAN MARTIN
50	118	23,27	5,0709	89,5885	63,99	91 MILLOZI, ALEJANDRO
51	122	24,18	5,0455	89,1395	63,67	151 CHAPUR, ORLANDO
52	120	23,82	5,0378	89,0033	63,57	54 DUFFO, EMILIANO
53	112	22,66	4,9426	87,3223	62,37	55 DUFFO, FLAVIO
54	101	20,55	4,9148	86,8313	62,02	49 CLERICCI, FERNANDO
55	95	19,88	4,7787	84,4256	60,30	100 PAGER, PABLO
56	124	26,01	4,7674	84,2264	60,16	154 HART, ALBERTO
57	106	22,25	4,7640	84,1672	60,12	11 GULIC, GABRIEL
58	132	27,80	4,7482	83,8873	59,92	90 MEISSNER, PAULA
59	105	22,24	4,7212	83,4106	59,58	15 OYOLA, MARCELO
60	111	23,67	4,6895	82,8498	59,18	122 RUGGIERO, NICOLAS
61	101	21,79	4,6352	81,8900	58,49	43 CASTRO, OMAR
62	116	25,35	4,5759	80,8438	57,75	157 OROZCO, SERGIO
63	107	23,39	4,5746	80,8203	57,73	138 VENTIERI, MIGUEL
64	122	26,86	4,5421	80,2455	57,32	135 TRIPOLI, MARTIN
65	120	26,49	4,5300	80,0325	57,17	113 QUINTIERI, VICTOR
66	98	21,75	4,5057	79,6038	56,86	156 BLASON, ANGEL
67	111	24,69	4,4957	79,4271	56,73	27 ARIJA, RODRIGO
68	107	23,87	4,4826	79,1951	56,57	146 RODRIGUEZ, GUILLERMO
69	124	27,67	4,4814	79,1734	56,55	76 JUKELSON, TULIO
70	106	23,68	4,4764	79,0844	56,49	36 BRIZUELA, PABLO
71	120	26,81	4,4759	79,0772	56,48	33 BEJARANO, MARCELO
72	87	19,73	4,4095	77,9039	55,65	1 AGUILAR, FELIPE
73	97	22,92	4,2321	74,7694	53,41	61 FRATTINI, PABLO
74	106	25,36	4,1798	73,8454	52,75	78 LARRANAGA, RICARDO
75	118	28,40	4,1549	73,4058	52,43	82 LONGINOTTI, ANTONELLA
76	119	28,87	4,1219	72,8227	52,02	142 MENNA, RUBEN
77	89	21,64	4,1128	72,6607	51,90	40 BURINI, GUSTAVO
78	120	29,25	4,1026	72,4807	51,77	56 FANDINO, ROBERTO
79	128	31,22	4,0999	72,4342	51,74	86 MARCOS, MATIAS
80	109	26,64	4,0916	72,2868	51,63	104 PEREZ, LUIS
81	122	29,86	4,0857	72,1833	51,56	62 GEREMIAS, GUSTAVO
82	95	23,31	4,0755	72,0026	51,43	102 PAULETIG, GERMAN
83	118	29,43	4,0095	70,8368	50,60	26 ANICHINI, RICARDO
84	93	23,54	3,9507	69,7981	49,86	18 PERALTA, ARIEL
85	119	30,39	3,9158	69,1804	49,41	144 GINI, JUAN CARLOS
86	93	23,89	3,8928	68,7755	49,13	4 CAPRA, CLAUDIO
87	116	30,33	3,8246	67,5698	48,26	7 DIANA, DIEGO
88	132	35,62	3,7058	65,4707	46,76	81 LONGINOTTI, CARLOS
89	74	20,28	3,6489	64,4660	46,05	150 GUIMIL, IGNACIO
90	114	31,44	3,6260	64,0603	45,76	73 HERMIDA, GUILLERMO
91	109	30,19	3,6105	63,7867	45,56	153 ROITMAN, RICARDO
92	114	31,99	3,5636	62,9590	44,97	89 MATUS, MIGUEL

PRODUCTION -- Overall Stage Results
TORNEO ARGENTINO DE PRODUCCION 2011

Printed diciembre 10, 2011 at 16:25



Stage 2 -- LA DOS

	PTS	TIME	HIT FACTOR	STAGE POINTS	STAGE PERCENT	COMPETITOR # Name
93	72	20,61	3,4934	61,7193	44,09	31 BARRIENTOS, VICTOR
94	107	30,94	3,4583	61,0985	43,64	71 GRAU, JOSEP MARIA
95	81	23,44	3,4556	61,0512	43,61	74 IZZO, ALEJANDRO
96	116	33,74	3,4381	60,7407	43,39	149 FONDACARO, RUBEN
97	108	34,06	3,1709	56,0204	40,01	2 AGUILERA, DANIEL
98	67	21,60	3,1019	54,8009	39,14	132 TARAMELLI, ALEJANDRO
99	68	22,42	3,0330	53,5846	38,27	128 SAVARELLI, ESTEBAN
100	84	27,80	3,0216	53,3828	38,13	16 PARSONS, CLAUDIO
101	61	20,27	3,0094	53,1671	37,98	66 GILBERT, LUIS
102	78	26,14	2,9839	52,7176	37,66	129 SOLA, JUAN
103	98	33,92	2,8892	51,0431	36,46	147 PAN, JOSE
104	64	22,21	2,8816	50,9094	36,36	141 PARANZA, ROBERTO
105	98	35,88	2,7313	48,2548	34,47	9 GREGORI, MIGUEL
106	100	38,76	2,5800	45,5809	32,56	126 SANZ, GABRIEL
107	95	36,84	2,5787	45,5587	32,54	117 RODOLFI, WALTER
108	59	25,42	2,3210	41,0056	29,29	14 MORENO, RICARDO
109	53	27,94	1,8969	33,5132	23,94	41 CAMACHO, JORGE
110	58	32,91	1,7624	31,1363	22,24	70 GOROSTIDI, SOFIA
111	47	33,77	1,3918	24,5886	17,56	114 REDONDO, HECTOR
112	28	33,90	0,8260	14,5923	10,42	116 RODOLFI, LUCIANO
113	12	27,68	0,4335	7,6592	5,47	84 LOPEZ, JORGE

PRODUCTION -- Overall Stage Results
TORNEO ARGENTINO DE PRODUCCION 2011

Printed diciembre 10, 2011 at 16:25




Stage 3 -- LA TRES

	PTS	TIME	HIT FACTOR	STAGE POINTS	STAGE PERCENT	COMPETITOR # Name
1	55	10,32	5,3295	55,0000	100,00	92 MINAGLIA, DANIEL
2	55	10,62	5,1789	53,4463	97,18	110 PRIETO, MARCELO
3	55	10,68	5,1498	53,1461	96,63	143 GINI, SEBASTIAN
4	51	10,40	4,9038	50,6077	92,01	80 LINERA, RODRIGO
5	55	11,27	4,8802	50,3638	91,57	119 RODRIGUEZ, MIGUEL ANGEL
6	49	10,05	4,8756	50,3164	91,48	111 QUINDI VALLERGA, GASTON
7	49	10,15	4,8276	49,8207	90,58	39 BURGOS, ADRIAN
8	55	11,86	4,6374	47,8583	87,02	97 OBERTELLO, DANIEL
9	55	12,08	4,5530	46,9868	85,43	107 PITERBARG, CARLOS
10	49	10,95	4,4749	46,1808	83,97	24 ALBA, GABRIEL
11	51	11,72	4,3515	44,9079	81,65	87 MATOS, DIEGO
12	49	11,33	4,3248	44,6320	81,15	91 MILLOZI, ALEJANDRO
13	53	12,33	4,2985	44,3601	80,65	122 RUGGIERO, NICOLAS
14	51	11,89	4,2893	44,2658	80,48	54 DUFFO, EMILIANO
15	49	11,44	4,2832	44,2028	80,37	75 JUDEZ RIVAS, JUAN CRUZ
16	51	11,92	4,2785	44,1544	80,28	93 MONDACA, GABRIEL
17	51	11,97	4,2607	43,9699	79,95	133 TEJERINA, FERNANDO
18	53	12,46	4,2536	43,8973	79,81	134 TONDINI, CLAUDIO
19	49	11,80	4,1525	42,8542	77,92	49 CLERICCI, FERNANDO
20	55	13,36	4,1168	42,4850	77,25	128 SAVARELLI, ESTEBAN
21	53	12,89	4,1117	42,4329	77,15	22 WOLONCEWICZ, CLAUDIO
22	55	13,54	4,0620	41,9202	76,22	45 CERQUEIRO, JUAN
23	51	12,77	3,9937	41,2153	74,94	68 GOMEZ BORRAS, CASIMIRO
24	51	12,91	3,9504	40,7684	74,12	120 ROLNIK, JUAN
25	53	13,51	3,9230	40,4856	73,61	140 ADRIEL, DIEGO
26	55	14,23	3,8651	39,8876	72,52	154 HART, ALBERTO
27	53	13,76	3,8517	39,7500	72,27	101 PASIULA, LEANDRO
28	55	14,49	3,7957	39,1718	71,22	62 GEREMIAS, GUSTAVO
29	36	9,96	3,6145	37,3012	67,82	83 LOPEZ, TIRITO
30	51	14,55	3,5052	36,1732	65,77	31 BARRIENTOS, VICTOR
31	53	15,14	3,5007	36,1268	65,69	132 TARAMELLI, ALEJANDRO
32	51	14,61	3,4908	36,0246	65,50	64 GIARDINI, HUGO
33	51	14,67	3,4765	35,8773	65,23	137 VARDE, GABRIEL
34	47	13,64	3,4457	35,5601	64,65	156 BLASON, ANGEL
35	45	13,12	3,4299	35,3963	64,36	35 BRIUOLO, SANTIAGO
36	39	11,38	3,4271	35,3673	64,30	34 BORGES, WALTER
37	47	13,78	3,4107	35,1988	64,00	151 CHAPUR, ORLANDO
38	49	14,37	3,4099	35,1900	63,98	78 LARRANAGA, RICARDO
39	38	11,20	3,3929	35,0143	63,66	50 CONTE, MARINO
40	43	12,92	3,3282	34,3468	62,45	88 MATUS, CARLOS
41	55	16,58	3,3172	34,2340	62,24	76 JUKELSON, TULIO
42	38	11,48	3,3101	34,1603	62,11	96 NIKIFORUK, NICOLAS
43	45	14,16	3,1780	32,7966	59,63	4 CAPRA, CLAUDIO
44	34	10,79	3,1511	32,5190	59,13	65 GIGLI, FABRICIO
45	53	16,94	3,1287	32,2881	58,71	130 SOLA, MARCELO
46	47	15,09	3,1146	32,1431	58,44	43 CASTRO, OMAR

PRODUCTION -- Overall Stage Results
TORNEO ARGENTINO DE PRODUCCION 2011

Printed diciembre 10, 2011 at 16:25



Stage 3 -- LA TRES

	PTS	TIME	HIT FACTOR	STAGE POINTS	STAGE PERCENT	COMPETITOR # Name
47	47	15,38	3,0559	31,5371	57,34	139 SANCHEZ, MARCELO
48	51	16,69	3,0557	31,5351	57,34	113 QUINTIERI, VICTOR
49	32	10,56	3,0303	31,2727	56,86	125 SALVADOR, HERNAN
50	55	18,15	3,0303	31,2727	56,86	129 SOLA, JUAN
51	36	11,89	3,0278	31,2464	56,81	29 AVINCETA, EDGARDO
52	53	17,85	2,9692	30,6420	55,71	16 PARSONS, CLAUDIO
53	49	16,64	2,9447	30,3894	55,25	42 CASSOLA, FEDERICO
54	51	17,33	2,9429	30,3705	55,22	117 RODOLFI, WALTER
55	40	13,63	2,9347	30,2861	55,07	14 MORENO, RICARDO
56	34	11,70	2,9060	29,9897	54,53	52 DIAZ, MARTIN
57	43	14,90	2,8859	29,7826	54,15	81 LONGINOTTI, CARLOS
58	45	15,60	2,8846	29,7692	54,13	23 ZARATE, JOSE
59	49	17,19	2,8505	29,4171	53,49	17 PARSONS, JUAN MARTIN
60	47	16,55	2,8399	29,3076	53,29	86 MARCOS, MATIAS
61	41	14,47	2,8334	29,2412	53,17	66 GILBERT, LUIS
62	45	15,89	2,8320	29,2259	53,14	138 VENTIERI, MIGUEL
63	51	18,15	2,8099	28,9984	52,72	74 IZZO, ALEJANDRO
64	43	15,31	2,8086	28,9850	52,70	15 OYOLA, MARCELO
65	51	18,21	2,8007	28,9028	52,55	148 CALDERA, JOSE
66	34	12,21	2,7846	28,7371	52,25	145 OLIVA GERLI, GUSTAVO
67	43	15,59	2,7582	28,4644	51,75	95 MURGIA, FERNANDO
68	41	14,95	2,7425	28,3023	51,46	135 TRIPOLI, MARTIN
69	40	14,62	2,7360	28,2353	51,34	41 CAMACHO, JORGE
70	36	13,38	2,6906	27,7668	50,49	131 SOSA, NESTOR
71	47	17,67	2,6599	27,4499	49,91	112 QUINTANS, HERNAN
72	45	16,95	2,6549	27,3982	49,81	100 PAGER, PABLO
73	49	19,35	2,5323	26,1333	47,52	153 ROITMAN, RICARDO
74	30	12,04	2,4917	25,7143	46,75	77 KRUSEWSKI, MARCOS
75	49	20,15	2,4318	25,0958	45,63	71 GRAU, JOSEP MARIA
76	51	21,35	2,3888	24,6520	44,82	144 GINI, JUAN CARLOS
77	33	13,95	2,3656	24,4129	44,39	150 GUIMIL, IGNACIO
78	39	16,54	2,3579	24,3337	44,24	55 DUFFO, FLAVIO
79	28	12,81	2,1858	22,5574	41,01	1 AGUILAR, FELIPE
80	34	15,79	2,1533	22,2217	40,40	53 DUARTE, DANIEL
81	41	19,36	2,1178	21,8554	39,74	142 MENNA, RUBEN
82	34	16,51	2,0594	21,2526	38,64	61 FRATTINI, PABLO
83	30	14,99	2,0013	20,6538	37,55	102 PAULETIG, GERMAN
84	22	11,55	1,9048	19,6571	35,74	20 ROITMAN, PATRICIO
85	30	16,53	1,8149	18,7296	34,05	51 CORDOVA, RAMON
86	28	16,18	1,7305	17,8591	32,47	11 GULIC, GABRIEL
87	30	18,02	1,6648	17,1809	31,24	56 FANDINO, ROBERTO
88	25	15,09	1,6567	17,0974	31,09	141 PARANZA, ROBERTO
89	26	16,16	1,6089	16,6040	30,19	67 GIMENEZ, FERNANDO
90	28	17,56	1,5945	16,4556	29,92	146 RODRIGUEZ, GUILLERMO
91	22	14,16	1,5537	16,0339	29,15	36 BRIZUELA, PABLO
92	32	21,42	1,4939	15,4174	28,03	90 MEISSNER, PAULA

PRODUCTION -- Overall Stage Results
TORNEO ARGENTINO DE PRODUCCION 2011

Printed diciembre 10, 2011 at 16:25



Stage 3 -- LA TRES

	PTS	TIME	HIT FACTOR	STAGE POINTS	STAGE PERCENT	COMPETITOR # Name
93	33	24,42	1,3514	13,9459	25,36	70 GOROSTIDI, SOFIA
94	21	15,56	1,3496	13,9280	25,32	26 ANICHINI, RICARDO
95	29	21,65	1,3395	13,8236	25,13	126 SANZ, GABRIEL
96	22	18,17	1,2108	12,4953	22,72	89 MATUS, MIGUEL
97	23	19,14	1,2017	12,4013	22,55	149 FONDACARO, RUBEN
98	16	13,93	1,1486	11,8536	21,55	82 LONGINOTTI, ANTONELLA
99	18	15,94	1,1292	11,6537	21,19	18 PERALTA, ARIEL
100	14	13,25	1,0566	10,9042	19,83	155 GERON, GONZALO
101	28	27,58	1,0152	10,4772	19,05	9 GREGORI, MIGUEL
102	14	14,97	0,9352	9,6513	17,55	147 PAN, JOSE
103	24	26,88	0,8929	9,2143	16,75	116 RODOLFI, LUCIANO
104	13	16,43	0,7912	8,1656	14,85	104 PEREZ, LUIS
105	13	17,83	0,7291	7,5244	13,68	7 DIANA, DIEGO
106	22	31,03	0,7090	7,3168	13,30	73 HERMIDA, GUILLERMO
107	11	16,65	0,6607	6,8180	12,40	84 LOPEZ, JORGE
108	19	33,97	0,5593	5,7722	10,49	114 REDONDO, HECTOR
109	3	11,40	0,2632	2,7158	4,94	40 BURINI, GUSTAVO
110	1	26,23	0,0381	0,3934	0,72	27 ARIJA, RODRIGO
111	0	23,83	0,0000	0,0000	0,00	157 OROZCO, SERGIO
112	0	16,78	0,0000	0,0000	0,00	2 AGUILERA, DANIEL
113	0	15,34	0,0000	0,0000	0,00	33 BEJARANO, MARCELO

PRODUCTION -- Overall Stage Results
TORNEO ARGENTINO DE PRODUCCION 2011

Printed diciembre 10, 2011 at 16:25



Stage 4 -- LA CUATRO

	PTS	TIME	HIT FACTOR	STAGE POINTS	STAGE PERCENT	COMPETITOR #	Name
1	43	6,85	6,2774	45,0000	100,00	133	TEJERINA, FERNANDO
2	37	7,15	5,1748	37,0963	82,44	111	QUINDI VALLERGA, GASTON
3	41	8,04	5,0995	36,5563	81,24	39	BURGOS, ADRIAN
4	39	8,46	4,6099	33,0468	73,44	110	PRIETO, MARCELO
5	33	7,86	4,1985	30,0972	66,88	93	MONDACA, GABRIEL
6	33	7,96	4,1457	29,7191	66,04	97	OBERTELLO, DANIEL
7	37	8,98	4,1203	29,5366	65,64	88	MATUS, CARLOS
8	37	9,12	4,0570	29,0832	64,63	29	AVINCETA, EDGARDO
9	35	8,68	4,0323	28,9057	64,23	53	DUARTE, DANIEL
10	39	9,78	3,9877	28,5865	63,53	155	GERON, GONZALO
11	41	10,77	3,8069	27,2900	60,64	128	SAVARELLI, ESTEBAN
12	41	11,02	3,7205	26,6709	59,27	18	PERALTA, ARIEL
13	33	9,10	3,6264	25,9960	57,77	4	CAPRA, CLAUDIO
14	39	10,76	3,6245	25,9829	57,74	96	NIKIFORUK, NICOLAS
15	22	6,25	3,5200	25,2335	56,07	92	MINAGLIA, DANIEL
16	37	10,59	3,4939	25,0461	55,66	131	SOSA, NESTOR
17	37	10,75	3,4419	24,6733	54,83	154	HART, ALBERTO
18	35	10,22	3,4247	24,5500	54,56	122	RUGGIERO, NICOLAS
19	33	9,74	3,3881	24,2879	53,97	107	PITERBARG, CARLOS
20	37	11,02	3,3575	24,0688	53,49	20	ROITMAN, PATRICIO
21	35	10,71	3,2680	23,4268	52,06	64	GIARDINI, HUGO
22	35	10,78	3,2468	23,2747	51,72	80	LINERA, RODRIGO
23	37	11,44	3,2343	23,1852	51,52	65	GIGLI, FABRICIO
24	24	7,59	3,1621	22,6675	50,37	75	JUDEZ RIVAS, JUAN CRUZ
25	37	11,87	3,1171	22,3453	49,66	54	DUFFO, EMILIANO
26	39	12,73	3,0636	21,9619	48,80	135	TRIPOLI, MARTIN
27	24	7,92	3,0303	21,7230	48,27	50	CONTE, MARINO
28	37	12,33	3,0008	21,5116	47,80	24	ALBA, GABRIEL
29	39	13,44	2,9018	20,8018	46,23	113	QUINTIERI, VICTOR
30	24	8,30	2,8916	20,7285	46,06	119	RODRIGUEZ, MIGUEL ANGEL
31	39	14,52	2,6860	19,2545	42,79	130	SOLA, MARCELO
32	24	9,04	2,6549	19,0317	42,29	77	KRUSEWSKI, MARCOS
33	41	15,51	2,6435	18,9499	42,11	82	LONGINOTTI, ANTONELLA
34	22	8,62	2,5522	18,2957	40,66	45	CERQUEIRO, JUAN
35	20	8,02	2,4938	17,8768	39,73	35	BRIUOLO, SANTIAGO
36	31	12,59	2,4623	17,6511	39,22	148	CALDERA, JOSE
37	22	9,07	2,4256	17,3880	38,64	34	BORGES, WALTER
38	24	10,33	2,3233	16,6550	37,01	120	ROLNIK, JUAN
39	26	11,28	2,3050	16,5234	36,72	91	MILLOZI, ALEJANDRO
40	37	16,46	2,2479	16,1141	35,81	56	FANDINO, ROBERTO
41	24	10,70	2,2430	16,0791	35,73	101	PASIULA, LEANDRO
42	35	15,61	2,2422	16,0731	35,72	89	MATUS, MIGUEL
43	33	14,74	2,2388	16,0491	35,66	66	GILBERT, LUIS
44	22	10,00	2,2000	15,7709	35,05	139	SANCHEZ, MARCELO
45	24	11,24	2,1352	15,3066	34,01	156	BLASON, ANGEL
46	31	14,62	2,1204	15,2002	33,78	78	LARRANAGA, RICARDO

PRODUCTION -- Overall Stage Results
TORNEO ARGENTINO DE PRODUCCION 2011

Printed diciembre 10, 2011 at 16:25



Stage 4 -- LA CUATRO

	PTS	TIME	HIT FACTOR	STAGE POINTS	STAGE PERCENT	COMPETITOR # Name
47	35	16,56	2,1135	15,1510	33,67	149 FONDACARO, RUBEN
48	20	9,55	2,0942	15,0128	33,36	43 CASTRO, OMAR
49	31	15,19	2,0408	14,6298	32,51	11 GULIC, GABRIEL
50	20	9,91	2,0182	14,4674	32,15	134 TONDINI, CLAUDIO
51	39	19,65	1,9847	14,2278	31,62	102 PAULETIG, GERMAN
52	24	12,10	1,9835	14,2187	31,60	146 RODRIGUEZ, GUILLERMO
53	39	19,82	1,9677	14,1057	31,35	112 QUINTANS, HERNAN
54	22	11,43	1,9248	13,7978	30,66	68 GOMEZ BORRAS, CASIMIRO
55	24	12,66	1,8957	13,5898	30,20	129 SOLA, JUAN
56	33	17,44	1,8922	13,5644	30,14	76 JUKELSON, TULIO
57	24	12,74	1,8838	13,5044	30,01	62 GEREMIAS, GUSTAVO
58	20	10,81	1,8501	13,2629	29,47	83 LOPEZ, TIRITO
59	26	14,45	1,7993	12,8985	28,66	151 CHAPUR, ORLANDO
60	22	12,25	1,7959	12,8742	28,61	42 CASSOLA, FEDERICO
61	24	13,42	1,7884	12,8202	28,49	137 VARDE, GABRIEL
62	20	11,25	1,7778	12,7442	28,32	31 BARRIENTOS, VICTOR
63	26	14,95	1,7391	12,4671	27,70	90 MEISSNER, PAULA
64	24	13,88	1,7291	12,3953	27,55	17 PARSONS, JUAN MARTIN
65	39	23,48	1,6610	11,9070	26,46	74 IZZO, ALEJANDRO
66	41	24,81	1,6526	11,8465	26,33	22 WOLONCEWICZ, CLAUDIO
67	22	13,82	1,5919	11,4117	25,36	81 LONGINOTTI, CARLOS
68	26	16,83	1,5449	11,0745	24,61	142 MENNA, RUBEN
69	24	15,84	1,5152	10,8615	24,14	16 PARSONS, CLAUDIO
70	37	24,54	1,5077	10,8084	24,02	41 CAMACHO, JORGE
71	18	12,05	1,4938	10,7083	23,80	14 MORENO, RICARDO
72	37	24,80	1,4919	10,6951	23,77	55 DUFFO, FLAVIO
73	39	26,55	1,4689	10,5302	23,40	86 MARCOS, MATIAS
74	20	13,76	1,4535	10,4195	23,15	138 VENTIERI, MIGUEL
75	20	14,61	1,3689	9,8133	21,81	51 CORDOVA, RAMON
76	20	14,70	1,3605	9,7532	21,67	144 GINI, JUAN CARLOS
77	20	15,03	1,3307	9,5391	21,20	2 AGUILERA, DANIEL
78	20	15,33	1,3046	9,3524	20,78	36 BRIZUELA, PABLO
79	31	23,90	1,2971	9,2982	20,66	126 SANZ, GABRIEL
80	13	11,01	1,1807	8,4643	18,81	33 BEJARANO, MARCELO
81	30	25,73	1,1660	8,3583	18,57	84 LOPEZ, JORGE
82	43	38,54	1,1157	7,9982	17,77	116 RODOLFI, LUCIANO
83	13	13,16	0,9878	7,0814	15,74	153 ROITMAN, RICARDO
84	20	20,90	0,9569	6,8599	15,24	150 GUIMIL, IGNACIO
85	11	11,56	0,9516	6,8213	15,16	61 FRATTINI, PABLO
86	20	21,66	0,9234	6,6192	14,71	70 GOROSTIDI, SOFIA
87	13	14,90	0,8725	6,2545	13,90	67 GIMENEZ, FERNANDO
88	24	27,71	0,8661	6,2088	13,80	1 AGUILAR, FELIPE
89	11	12,76	0,8621	6,1798	13,73	7 DIANA, DIEGO
90	18	21,16	0,8507	6,0981	13,55	104 PEREZ, LUIS
91	9	10,92	0,8242	5,9082	13,13	23 ZARATE, JOSE
92	7	8,58	0,8159	5,8485	13,00	95 MURGIA, FERNANDO

PRODUCTION -- Overall Stage Results
TORNEO ARGENTINO DE PRODUCCION 2011

Printed diciembre 10, 2011 at 16:25



Stage 4 -- LA CUATRO

	PTS	TIME	HIT FACTOR	STAGE POINTS	STAGE PERCENT	COMPETITOR # Name
93	7	8,69	0,8055	5,7745	12,83	125 SALVADOR, HERNAN
94	9	11,25	0,8000	5,7349	12,74	143 GINI, SEBASTIAN
95	11	15,38	0,7152	5,1271	11,39	100 PAGER, PABLO
96	7	9,79	0,7150	5,1257	11,39	87 MATOS, DIEGO
97	9	12,94	0,6955	4,9859	11,08	52 DIAZ, MARTIN
98	18	26,05	0,6910	4,9534	11,01	27 ARIJA, RODRIGO
99	9	13,26	0,6787	4,8656	10,81	15 OYOLA, MARCELO
100	11	17,07	0,6444	4,6195	10,27	71 GRAU, JOSEP MARIA
101	9	14,79	0,6085	4,3622	9,69	145 OLIVA GERLI, GUSTAVO
102	11	18,91	0,5817	4,1700	9,27	140 ADRIEL, DIEGO
103	9	15,53	0,5795	4,1544	9,23	49 CLERICCI, FERNANDO
104	7	14,94	0,4685	3,3588	7,46	157 OROZCO, SERGIO
105	11	23,51	0,4679	3,3541	7,45	147 PAN, JOSE
106	22	47,90	0,4593	3,2925	7,32	73 HERMIDA, GUILLERMO
107	7	26,31	0,2661	1,9073	4,24	132 TARAMELLI, ALEJANDRO
108	9	44,11	0,2040	1,4626	3,25	114 REDONDO, HECTOR
109	0	15,45	0,0000	0,0000	0,00	117 RODOLFI, WALTER
110	0	13,12	0,0000	0,0000	0,00	9 GREGORI, MIGUEL
111	0	15,73	0,0000	0,0000	0,00	40 BURINI, GUSTAVO
112	0	9,72	0,0000	0,0000	0,00	26 ANICHINI, RICARDO
113	0	12,92	0,0000	0,0000	0,00	141 PARANZA, ROBERTO

PRODUCTION -- Overall Stage Results
TORNEO ARGENTINO DE PRODUCCION 2011

Printed diciembre 10, 2011 at 16:25



Stage 5 -- LA CINCO

	PTS	TIME	HIT FACTOR	STAGE POINTS	STAGE PERCENT	COMPETITOR # Name
1	116	14,41	8,0500	120,0000	100,00	111 QUINDI VALLERGA, GASTON
2	110	14,97	7,3480	109,5363	91,28	92 MINAGLIA, DANIEL
3	110	15,03	7,3187	109,0991	90,92	143 GINI, SEBASTIAN
4	110	15,65	7,0288	104,7769	87,31	93 MONDACA, GABRIEL
5	110	15,69	7,0108	104,5098	87,09	20 ROITMAN, PATRICIO
6	114	17,03	6,6941	99,7878	83,16	1 AGUILAR, FELIPE
7	106	15,87	6,6793	99,5672	82,97	75 JUDEZ RIVAS, JUAN CRUZ
8	112	16,77	6,6786	99,5571	82,96	110 PRIETO, MARCELO
9	118	17,78	6,6367	98,9322	82,44	87 MATOS, DIEGO
10	108	16,52	6,5375	97,4543	81,21	35 BRIUOLO, SANTIAGO
11	114	17,47	6,5255	97,2745	81,06	133 TEJERINA, FERNANDO
12	102	15,73	6,4844	96,6627	80,55	39 BURGOS, ADRIAN
13	112	17,48	6,4073	95,5133	79,59	22 WOLONCEWICZ, CLAUDIO
14	118	18,54	6,3646	94,8767	79,06	96 NIKIFORUK, NICOLAS
15	104	16,50	6,3030	93,9586	78,30	77 KRUSEWSKI, MARCOS
16	112	17,98	6,2291	92,8572	77,38	134 TONDINI, CLAUDIO
17	104	16,70	6,2275	92,8334	77,36	65 GIGLI, FABRICIO
18	110	17,95	6,1281	91,3515	76,13	107 PITERBARG, CARLOS
19	95	15,74	6,0356	89,9717	74,98	83 LOPEZ, TIRITO
20	100	16,64	6,0096	89,5847	74,65	122 RUGGIERO, NICOLAS
21	102	17,08	5,9719	89,0225	74,19	131 SOSA, NESTOR
22	106	18,03	5,8791	87,6390	73,03	125 SALVADOR, HERNAN
23	104	17,73	5,8658	87,4403	72,87	52 DIAZ, MARTIN
24	108	18,51	5,8347	86,9770	72,48	31 BARRIENTOS, VICTOR
25	108	18,74	5,7631	85,9095	71,59	24 ALBA, GABRIEL
26	101	17,67	5,7159	85,2064	71,01	29 AVINCETA, EDGARDO
27	114	20,07	5,6801	84,6730	70,56	120 ROLNIK, JUAN
28	106	18,69	5,6715	84,5442	70,45	61 FRATTINI, PABLO
29	108	19,28	5,6017	83,5034	69,59	23 ZARATE, JOSE
30	108	19,62	5,5046	82,0563	68,38	91 MILLOZI, ALEJANDRO
31	95	17,26	5,5041	82,0484	68,37	119 RODRIGUEZ, MIGUEL ANGEL
32	108	19,78	5,4601	81,3926	67,83	128 SAVARELLI, ESTEBAN
33	110	20,18	5,4509	81,2566	67,71	104 PEREZ, LUIS
34	102	18,76	5,4371	81,0503	67,54	97 OBERTELLO, DANIEL
35	104	19,24	5,4054	80,5778	67,15	154 HART, ALBERTO
36	100	18,79	5,3220	79,3342	66,11	50 CONTE, MARINO
37	106	20,05	5,2868	78,8095	65,67	14 MORENO, RICARDO
38	108	20,47	5,2760	78,6490	65,54	43 CASTRO, OMAR
39	112	21,28	5,2632	78,4574	65,38	102 PAULETIG, GERMAN
40	110	21,57	5,0997	76,0203	63,35	56 FANDINO, ROBERTO
41	112	22,34	5,0134	74,7347	62,28	26 ANICHINI, RICARDO
42	89	18,05	4,9307	73,5022	61,25	80 LINERA, RODRIGO
43	95	19,34	4,9121	73,2242	61,02	101 PASIULA, LEANDRO
44	118	24,03	4,9105	73,2007	61,00	81 LONGINOTTI, CARLOS
45	104	21,27	4,8895	72,8875	60,74	155 GERON, GONZALO
46	106	21,71	4,8825	72,7836	60,65	51 CORDOVA, RAMON

PRODUCTION -- Overall Stage Results
TORNEO ARGENTINO DE PRODUCCION 2011

Printed diciembre 10, 2011 at 16:25



Stage 5 -- LA CINCO

	PTS	TIME	HIT FACTOR	STAGE POINTS	STAGE PERCENT	COMPETITOR # Name
47	100	20,52	4,8733	72,6457	60,54	64 GIARDINI, HUGO
48	106	21,98	4,8226	71,8895	59,91	151 CHAPUR, ORLANDO
49	98	20,35	4,8157	71,7875	59,82	67 GIMENEZ, FERNANDO
50	102	21,48	4,7486	70,7869	58,99	15 OYOLA, MARCELO
51	99	21,25	4,6588	69,4486	57,87	146 RODRIGUEZ, GUILLERMO
52	108	23,44	4,6075	68,6837	57,24	90 MEISSNER, PAULA
53	110	23,95	4,5929	68,4659	57,05	148 CALDERA, JOSE
54	89	19,49	4,5664	68,0715	56,73	54 DUFFO, EMILIANO
55	108	23,70	4,5570	67,9302	56,61	130 SOLA, MARCELO
56	108	24,15	4,4720	66,6644	55,55	45 CERQUEIRO, JUAN
57	100	22,37	4,4703	66,6379	55,53	78 LARRANAGA, RICARDO
58	90	20,17	4,4621	66,5157	55,43	100 PAGER, PABLO
59	89	20,07	4,4345	66,1043	55,09	156 BLASON, ANGEL
60	100	22,58	4,4287	66,0182	55,02	139 SANCHEZ, MARCELO
61	95	21,51	4,4166	65,8371	54,86	53 DUARTE, DANIEL
62	110	25,15	4,3738	65,1992	54,33	113 QUINTIERI, VICTOR
63	106	24,25	4,3711	65,1600	54,30	18 PERALTA, ARIEL
64	91	21,19	4,2945	64,0173	53,35	129 SOLA, JUAN
65	83	19,36	4,2872	63,9087	53,26	34 BORGES, WALTER
66	79	18,64	4,2382	63,1784	52,65	40 BURINI, GUSTAVO
67	102	24,21	4,2131	62,8048	52,34	86 MARCOS, MATIAS
68	95	22,73	4,1795	62,3034	51,92	137 VARDE, GABRIEL
69	104	24,95	4,1683	62,1370	51,78	2 AGUILERA, DANIEL
70	87	20,90	4,1627	62,0526	51,71	141 PARANZA, ROBERTO
71	80	19,28	4,1494	61,8544	51,55	88 MATUS, CARLOS
72	86	20,75	4,1446	61,7828	51,49	112 QUINTANS, HERNAN
73	76	18,57	4,0926	61,0083	50,84	140 ADRIEL, DIEGO
74	94	22,97	4,0923	61,0034	50,84	55 DUFFO, FLAVIO
75	89	21,97	4,0510	60,3875	50,32	17 PARSONS, JUAN MARTIN
76	108	26,78	4,0329	60,1174	50,10	68 GOMEZ BORRAS, CASIMIRO
77	104	25,79	4,0326	60,1131	50,09	42 CASSOLA, FEDERICO
78	96	24,09	3,9851	59,4048	49,50	9 GREGORI, MIGUEL
79	99	24,92	3,9727	59,2208	49,35	74 IZZO, ALEJANDRO
80	112	28,30	3,9576	58,9955	49,16	49 CLERICCI, FERNANDO
81	100	25,53	3,9170	58,3897	48,66	89 MATUS, MIGUEL
82	114	29,19	3,9054	58,2181	48,52	71 GRAU, JOSEP MARIA
83	106	27,18	3,8999	58,1358	48,45	153 ROITMAN, RICARDO
84	100	25,78	3,8790	57,8235	48,19	41 CAMACHO, JORGE
85	104	27,15	3,8306	57,1019	47,58	147 PAN, JOSE
86	96	25,39	3,7810	56,3632	46,97	4 CAPRA, CLAUDIO
87	102	27,29	3,7376	55,7165	46,43	149 FONDACARO, RUBEN
88	90	24,36	3,6946	55,0747	45,90	82 LONGINOTTI, ANTONELLA
89	100	27,16	3,6819	54,8855	45,74	144 GINI, JUAN CARLOS
90	93	25,63	3,6286	54,0906	45,08	16 PARSONS, CLAUDIO
91	93	25,81	3,6033	53,7133	44,76	132 TARAMELLI, ALEJANDRO
92	98	27,68	3,5405	52,7773	43,98	7 DIANA, DIEGO

PRODUCTION -- Overall Stage Results
TORNEO ARGENTINO DE PRODUCCION 2011

Printed diciembre 10, 2011 at 16:25



Stage 5 -- LA CINCO

	PTS	TIME	HIT FACTOR	STAGE POINTS	STAGE PERCENT	COMPETITOR # Name
93	80	22,60	3,5398	52,7678	43,97	138 VENTIERI, MIGUEL
94	96	28,05	3,4225	51,0183	42,52	70 GOROSTIDI, SOFIA
95	78	23,07	3,3810	50,4004	42,00	62 GEREMIAS, GUSTAVO
96	108	32,72	3,3007	49,2037	41,00	117 RODOLFI, WALTER
97	79	24,32	3,2484	48,4229	40,35	150 GUIMIL, IGNACIO
98	74	23,20	3,1897	47,5479	39,62	145 OLIVA GERLI, GUSTAVO
99	103	32,67	3,1527	46,9976	39,16	142 MENNA, RUBEN
100	97	31,17	3,1120	46,3898	38,66	116 RODOLFI, LUCIANO
101	93	30,79	3,0205	45,0257	37,52	95 MURGIA, FERNANDO
102	89	29,50	3,0169	44,9734	37,48	157 OROZCO, SERGIO
103	81	26,98	3,0022	44,7538	37,29	84 LOPEZ, JORGE
104	93	31,00	3,0000	44,7207	37,27	126 SANZ, GABRIEL
105	72	25,56	2,8169	41,9913	34,99	33 BEJARANO, MARCELO
106	72	25,64	2,8081	41,8602	34,88	36 BRIZUELA, PABLO
107	106	38,31	2,7669	41,2459	34,37	135 TRIPOLI, MARTIN
108	87	31,77	2,7384	40,8215	34,02	73 HERMIDA, GUILLERMO
109	72	26,61	2,7057	40,3343	33,61	11 GULIC, GABRIEL
110	80	31,64	2,5284	37,6913	31,41	76 JUKELSON, TULIO
111	49	20,09	2,4390	36,3583	30,30	66 GILBERT, LUIS
112	100	46,04	2,1720	32,3781	26,98	27 ARIJA, RODRIGO
113	58	40,76	1,4230	21,2120	17,68	114 REDONDO, HECTOR

PRODUCTION -- Overall Stage Results
TORNEO ARGENTINO DE PRODUCCION 2011

Printed diciembre 10, 2011 at 16:25



Stage 6 -- LA SEIS

	PTS	TIME	HIT FACTOR	STAGE POINTS	STAGE PERCENT	COMPETITOR # Name
1	77	12,15	6,3374	85,0000	100,00	24 ALBA, GABRIEL
2	77	12,45	6,1847	82,9518	97,59	111 QUINDI VALLERGA, GASTON
3	69	11,82	5,8376	78,2954	92,11	75 JUDEZ RIVAS, JUAN CRUZ
4	75	12,95	5,7915	77,6776	91,39	20 ROITMAN, PATRICIO
5	69	12,47	5,5333	74,2142	87,31	29 AVINCETA, EDGARDO
6	77	14,15	5,4417	72,9859	85,87	87 MATOS, DIEGO
7	62	11,85	5,2321	70,1743	82,56	92 MINAGLIA, DANIEL
8	65	12,73	5,1060	68,4840	80,57	110 PRIETO, MARCELO
9	77	15,28	5,0393	67,5883	79,52	96 NIKIFORUK, NICOLAS
10	64	13,06	4,9005	65,7266	77,33	93 MONDACA, GABRIEL
11	75	15,37	4,8796	65,4473	77,00	133 TEJERINA, FERNANDO
12	83	17,53	4,7347	63,5039	74,71	134 TONDINI, CLAUDIO
13	77	16,35	4,7095	63,1651	74,31	131 SOSA, NESTOR
14	69	14,82	4,6559	62,4461	73,47	31 BARRIENTOS, VICTOR
15	66	14,24	4,6348	62,1639	73,13	77 KRUSEWSKI, MARCOS
16	83	17,93	4,6291	62,0872	73,04	100 PAGER, PABLO
17	75	16,21	4,6268	62,0559	73,01	88 MATUS, CARLOS
18	71	15,44	4,5984	61,6759	72,56	52 DIAZ, MARTIN
19	71	15,63	4,5425	60,9262	71,68	65 GIGLI, FABRICIO
20	65	14,32	4,5391	60,8800	71,62	34 BORGES, WALTER
21	81	17,91	4,5226	60,6588	71,36	104 PEREZ, LUIS
22	64	14,24	4,4944	60,2802	70,92	83 LOPEZ, TIRITO
23	83	18,50	4,4865	60,1743	70,79	132 TARAMELLI, ALEJANDRO
24	77	17,45	4,4126	59,1834	69,63	97 OBERTELLO, DANIEL
25	75	17,09	4,3885	58,8605	69,25	102 PAULETIG, GERMAN
26	73	16,65	4,3844	58,8048	69,18	22 WOLONCEWICZ, CLAUDIO
27	68	15,55	4,3730	58,6520	69,00	50 CONTE, MARINO
28	69	15,81	4,3643	58,5358	68,87	101 PASIULA, LEANDRO
29	71	16,47	4,3109	57,8188	68,02	120 ROLNIK, JUAN
30	62	14,76	4,2005	56,3391	66,28	80 LINERA, RODRIGO
31	79	18,94	4,1711	55,9438	65,82	154 HART, ALBERTO
32	59	14,40	4,0972	54,9533	64,65	1 AGUILAR, FELIPE
33	64	15,73	4,0687	54,5702	64,20	35 BRIUOLO, SANTIAGO
34	57	14,23	4,0056	53,7248	63,21	155 GERON, GONZALO
35	65	16,33	3,9804	53,3865	62,81	95 MURGIA, FERNANDO
36	77	19,38	3,9732	53,2895	62,69	41 CAMACHO, JORGE
37	71	18,26	3,8883	52,1509	61,35	18 PERALTA, ARIEL
38	61	15,71	3,8829	52,0785	61,27	125 SALVADOR, HERNAN
39	62	16,21	3,8248	51,2995	60,35	91 MILLOZI, ALEJANDRO
40	69	18,06	3,8206	51,2432	60,29	156 BLASON, ANGEL
41	54	14,14	3,8190	51,2211	60,26	143 GINI, SEBASTIAN
42	58	15,32	3,7859	50,7778	59,74	107 PITERBARG, CARLOS
43	69	18,30	3,7705	50,5711	59,50	62 GEREMIAS, GUSTAVO
44	73	19,38	3,7668	50,5212	59,44	51 CORDOVA, RAMON
45	71	18,97	3,7428	50,1990	59,06	67 GIMENEZ, FERNANDO
46	69	18,57	3,7157	49,8358	58,63	130 SOLA, MARCELO

PRODUCTION -- Overall Stage Results
TORNEO ARGENTINO DE PRODUCCION 2011

Printed diciembre 10, 2011 at 16:25



Stage 6 -- LA SEIS

	PTS	TIME	HIT FACTOR	STAGE POINTS	STAGE PERCENT	COMPETITOR # Name
47	64	17,37	3,6845	49,4179	58,14	39 BURGOS, ADRIAN
48	71	19,60	3,6224	48,5855	57,16	64 GIARDINI, HUGO
49	63	17,55	3,5897	48,1469	56,64	68 GOMEZ BORRAS, CASIMIRO
50	69	19,24	3,5863	48,1004	56,59	26 ANICHINI, RICARDO
51	67	18,73	3,5771	47,9779	56,44	17 PARSONS, JUAN MARTIN
52	69	19,35	3,5659	47,8269	56,27	42 CASSOLA, FEDERICO
53	81	22,87	3,5418	47,5033	55,89	86 MARCOS, MATIAS
54	62	17,54	3,5348	47,4096	55,78	137 VARDE, GABRIEL
55	63	17,83	3,5334	47,3908	55,75	43 CASTRO, OMAR
56	65	18,71	3,4741	46,5955	54,82	81 LONGINOTTI, CARLOS
57	75	21,63	3,4674	46,5060	54,71	113 QUINTIERI, VICTOR
58	57	16,84	3,3848	45,3981	53,41	140 ADRIEL, DIEGO
59	58	17,32	3,3487	44,9143	52,84	61 FRATTINI, PABLO
60	54	16,16	3,3416	44,8185	52,73	54 DUFFO, EMILIANO
61	69	20,90	3,3014	44,2800	52,09	138 VENTIERI, MIGUEL
62	73	22,50	3,2444	43,5156	51,19	90 MEISSNER, PAULA
63	50	15,80	3,1646	42,4441	49,93	45 CERQUEIRO, JUAN
64	71	22,44	3,1640	42,4365	49,93	146 RODRIGUEZ, GUILLERMO
65	62	19,64	3,1568	42,3404	49,81	128 SAVARELLI, ESTEBAN
66	75	23,77	3,1552	42,3191	49,79	117 RODOLFI, WALTER
67	56	18,11	3,0922	41,4738	48,79	23 ZARATE, JOSE
68	60	19,47	3,0817	41,3323	48,63	11 GULIC, GABRIEL
69	54	17,53	3,0804	41,3158	48,61	129 SOLA, JUAN
70	50	16,63	3,0066	40,3257	47,44	151 CHAPUR, ORLANDO
71	59	20,15	2,9280	39,2719	46,20	36 BRIZUELA, PABLO
72	61	21,12	2,8883	38,7383	45,57	2 AGUILERA, DANIEL
73	71	24,60	2,8862	38,7104	45,54	89 MATUS, MIGUEL
74	38	13,18	2,8832	38,6699	45,49	119 RODRIGUEZ, MIGUEL ANGEL
75	63	22,62	2,7851	37,3553	43,95	53 DUARTE, DANIEL
76	73	28,01	2,6062	34,9554	41,12	126 SANZ, GABRIEL
77	48	18,71	2,5655	34,4090	40,48	14 MORENO, RICARDO
78	49	19,17	2,5561	34,2830	40,33	148 CALDERA, JOSE
79	48	18,82	2,5505	34,2079	40,24	78 LARRANAGA, RICARDO
80	46	18,59	2,4744	33,1881	39,04	150 GUIMIL, IGNACIO
81	52	21,03	2,4727	33,1641	39,02	144 GINI, JUAN CARLOS
82	42	17,26	2,4334	32,6372	38,40	40 BURINI, GUSTAVO
83	44	18,25	2,4110	32,3366	38,04	55 DUFFO, FLAVIO
84	37	15,59	2,3733	31,8317	37,45	145 OLIVA GERLI, GUSTAVO
85	43	18,35	2,3433	31,4295	36,98	139 SANCHEZ, MARCELO
86	41	19,04	2,1534	28,8816	33,98	141 PARANZA, ROBERTO
87	52	25,01	2,0792	27,8865	32,81	9 GREGORI, MIGUEL
88	34	16,46	2,0656	27,7047	32,59	66 GILBERT, LUIS
89	46	22,29	2,0637	27,6791	32,56	153 ROITMAN, RICARDO
90	46	23,28	1,9759	26,5020	31,18	149 FONDACARO, RUBEN
91	63	32,45	1,9414	26,0394	30,63	4 CAPRA, CLAUDIO
92	28	14,83	1,8881	25,3234	29,79	122 RUGGIERO, NICOLAS

PRODUCTION -- Overall Stage Results
TORNEO ARGENTINO DE PRODUCCION 2011

Printed diciembre 10, 2011 at 16:25



Stage 6 -- LA SEIS

	PTS	TIME	HIT FACTOR	STAGE POINTS	STAGE PERCENT	COMPETITOR # Name
93	42	22,79	1,8429	24,7178	29,08	135 TRIPOLI, MARTIN
94	42	23,32	1,8010	24,1560	28,42	76 JUKELSON, TULIO
95	30	17,55	1,7094	22,9271	26,97	74 IZZO, ALEJANDRO
96	50	29,34	1,7042	22,8567	26,89	142 MENNA, RUBEN
97	32	19,21	1,6658	22,3423	26,29	157 OROZCO, SERGIO
98	47	29,40	1,5986	21,4415	25,23	116 RODOLFI, LUCIANO
99	29	18,56	1,5625	20,9568	24,66	15 OYOLA, MARCELO
100	30	21,08	1,4231	19,0878	22,46	7 DIANA, DIEGO
101	25	18,26	1,3691	18,3630	21,60	82 LONGINOTTI, ANTONELLA
102	33	29,34	1,1247	15,0855	17,75	73 HERMIDA, GUILLERMO
103	21	21,03	0,9986	13,3932	15,76	147 PAN, JOSE
104	26	31,11	0,8357	11,2093	13,19	114 REDONDO, HECTOR
105	17	20,71	0,8209	11,0096	12,95	71 GRAU, JOSEP MARIA
106	12	17,76	0,6757	9,0624	10,66	56 FANDINO, ROBERTO
107	13	25,62	0,5074	6,8056	8,01	49 CLERICCI, FERNANDO
108	10	22,05	0,4535	6,0827	7,16	16 PARSONS, CLAUDIO
109	7	19,81	0,3534	4,7393	5,58	84 LOPEZ, JORGE
110	0	18,95	0,0000	0,0000	0,00	33 BEJARANO, MARCELO
111	0	24,98	0,0000	0,0000	0,00	70 GOROSTIDI, SOFIA
112	0	20,62	0,0000	0,0000	0,00	27 ARIJA, RODRIGO
113	0	17,72	0,0000	0,0000	0,00	112 QUINTANS, HERNAN

PRODUCTION -- Overall Stage Results
TORNEO ARGENTINO DE PRODUCCION 2011

Printed diciembre 10, 2011 at 16:25



Stage 7 -- LA SIETE

	PTS	TIME	HIT FACTOR	STAGE POINTS	STAGE PERCENT	COMPETITOR # Name
1	64	10,75	5,9535	70,0000	100,00	111 QUINDI VALLERGA, GASTON
2	64	10,93	5,8554	68,8472	98,35	39 BURGOS, ADRIAN
3	66	11,48	5,7491	67,5972	96,57	34 BORGES, WALTER
4	64	11,15	5,7399	67,4888	96,41	24 ALBA, GABRIEL
5	60	10,46	5,7361	67,4444	96,35	29 AVINCETA, EDGARDO
6	60	11,24	5,3381	62,7641	89,66	75 JUDEZ RIVAS, JUAN CRUZ
7	56	10,54	5,3131	62,4704	89,24	92 MINAGLIA, DANIEL
8	62	11,89	5,2145	61,3107	87,59	110 PRIETO, MARCELO
9	66	13,24	4,9849	58,6115	83,73	96 NIKIFORUK, NICOLAS
10	68	14,04	4,8433	56,9467	81,35	97 OBERTELLO, DANIEL
11	62	12,84	4,8287	56,7745	81,11	52 DIAZ, MARTIN
12	60	12,86	4,6656	54,8576	78,37	143 GINI, SEBASTIAN
13	62	13,31	4,6582	54,7697	78,24	87 MATOS, DIEGO
14	66	14,31	4,6122	54,2289	77,47	119 RODRIGUEZ, MIGUEL ANGEL
15	64	13,88	4,6110	54,2147	77,45	35 BRIUOLO, SANTIAGO
16	52	11,53	4,5100	53,0274	75,75	80 LINERA, RODRIGO
17	62	13,92	4,4540	52,3696	74,81	91 MILLOZI, ALEJANDRO
18	62	13,99	4,4317	52,1075	74,44	55 DUFFO, FLAVIO
19	56	12,64	4,4304	52,0916	74,42	40 BURINI, GUSTAVO
20	56	12,78	4,3818	51,5209	73,60	155 GERON, GONZALO
21	53	12,11	4,3765	51,4586	73,51	93 MONDACA, GABRIEL
22	58	13,34	4,3478	51,1209	73,03	45 CERQUEIRO, JUAN
23	60	13,91	4,3134	50,7167	72,45	54 DUFFO, EMILIANO
24	60	13,93	4,3073	50,6438	72,35	107 PITERBARG, CARLOS
25	66	15,47	4,2663	50,1626	71,66	17 PARSONS, JUAN MARTIN
26	68	16,17	4,2053	49,4453	70,64	134 TONDINI, CLAUDIO
27	64	15,29	4,1857	49,2152	70,31	31 BARRIENTOS, VICTOR
28	58	13,96	4,1547	48,8505	69,79	88 MATUS, CARLOS
29	66	16,03	4,1173	48,4102	69,16	137 VARDE, GABRIEL
30	60	14,60	4,1096	48,3198	69,03	112 QUINTANS, HERNAN
31	62	15,13	4,0978	48,1814	68,83	64 GIARDINI, HUGO
32	60	14,70	4,0816	47,9911	68,56	125 SALVADOR, HERNAN
33	68	16,72	4,0670	47,8189	68,31	132 TARAMELLI, ALEJANDRO
34	56	13,79	4,0609	47,7475	68,21	22 WOLONCEWICZ, CLAUDIO
35	62	15,42	4,0208	47,2753	67,54	120 ROLNIK, JUAN
36	62	15,44	4,0155	47,2140	67,45	1 AGUILAR, FELIPE
37	60	15,23	3,9396	46,3210	66,17	49 CLERICCI, FERNANDO
38	50	12,85	3,8911	45,7502	65,36	83 LOPEZ, TIRITO
39	58	15,08	3,8462	45,2224	64,60	101 PASIULA, LEANDRO
40	66	17,31	3,8128	44,8305	64,04	11 GULIC, GABRIEL
41	58	15,25	3,8033	44,7182	63,88	14 MORENO, RICARDO
42	62	16,39	3,7828	44,4774	63,54	117 RODOLFI, WALTER
43	58	15,41	3,7638	44,2539	63,22	140 ADRIEL, DIEGO
44	62	16,61	3,7327	43,8883	62,70	141 PARANZA, ROBERTO
45	60	16,18	3,7083	43,6013	62,29	18 PERALTA, ARIEL
46	54	14,82	3,6437	42,8422	61,20	131 SOSA, NESTOR

PRODUCTION -- Overall Stage Results
TORNEO ARGENTINO DE PRODUCCION 2011

Printed diciembre 10, 2011 at 16:25



Stage 7 -- LA SIETE

	PTS	TIME	HIT FACTOR	STAGE POINTS	STAGE PERCENT	COMPETITOR # Name
47	62	17,07	3,6321	42,7056	61,01	95 MURGIA, FERNANDO
48	58	16,28	3,5627	41,8890	59,84	81 LONGINOTTI, CARLOS
49	62	17,42	3,5591	41,8476	59,78	146 RODRIGUEZ, GUILLERMO
50	56	15,77	3,5510	41,7525	59,65	66 GILBERT, LUIS
51	58	16,41	3,5344	41,5572	59,37	62 GEREMIAS, GUSTAVO
52	66	18,88	3,4958	41,1025	58,72	151 CHAPUR, ORLANDO
53	62	17,83	3,4773	40,8853	58,41	154 HART, ALBERTO
54	66	18,99	3,4755	40,8644	58,38	51 CORDOVA, RAMON
55	54	15,73	3,4329	40,3638	57,66	128 SAVARELLI, ESTEBAN
56	51	14,87	3,4297	40,3261	57,61	53 DUARTE, DANIEL
57	60	17,63	3,4033	40,0152	57,16	36 BRIZUELA, PABLO
58	58	17,14	3,3839	39,7872	56,84	138 VENTIERI, MIGUEL
59	50	14,89	3,3580	39,4822	56,40	133 TEJERINA, FERNANDO
60	58	17,49	3,3162	38,9910	55,70	135 TRIPOLI, MARTIN
61	47	14,53	3,2347	38,0328	54,33	61 FRATTINI, PABLO
62	64	19,81	3,2307	37,9859	54,27	86 MARCOS, MATIAS
63	58	18,13	3,1991	37,6146	53,74	42 CASSOLA, FEDERICO
64	37	11,77	3,1436	36,9617	52,80	77 KRUSEWSKI, MARCOS
65	56	18,11	3,0922	36,3577	51,94	144 GINI, JUAN CARLOS
66	50	16,26	3,0750	36,1556	51,65	74 IZZO, ALEJANDRO
67	58	19,14	3,0303	35,6297	50,90	43 CASTRO, OMAR
68	62	20,69	2,9966	35,2337	50,33	78 LARRANAGA, RICARDO
69	49	16,40	2,9878	35,1301	50,19	148 CALDERA, JOSE
70	64	21,44	2,9851	35,0979	50,14	113 QUINTIERI, VICTOR
71	62	20,81	2,9793	35,0305	50,04	130 SOLA, MARCELO
72	49	16,50	2,9697	34,9171	49,88	15 OYOLA, MARCELO
73	58	19,89	2,9160	34,2862	48,98	2 AGUILERA, DANIEL
74	54	18,52	2,9158	34,2830	48,98	89 MATUS, MIGUEL
75	43	14,87	2,8917	34,0004	48,57	23 ZARATE, JOSE
76	62	21,73	2,8532	33,5474	47,92	71 GRAU, JOSEP MARIA
77	41	14,60	2,8082	33,0185	47,17	4 CAPRA, CLAUDIO
78	42	14,98	2,8037	32,9658	47,09	68 GOMEZ BORRAS, CASIMIRO
79	49	17,50	2,8000	32,9219	47,03	142 MENNA, RUBEN
80	60	22,99	2,6098	30,6859	43,84	73 HERMIDA, GUILLERMO
81	37	14,23	2,6001	30,5720	43,67	122 RUGGIERO, NICOLAS
82	41	15,81	2,5933	30,4915	43,56	100 PAGER, PABLO
83	37	14,49	2,5535	30,0234	42,89	145 OLIVA GERLI, GUSTAVO
84	39	15,30	2,5490	29,9709	42,82	7 DIANA, DIEGO
85	45	17,82	2,5253	29,6914	42,42	41 CAMACHO, JORGE
86	30	11,92	2,5168	29,5918	42,27	50 CONTE, MARINO
87	47	18,78	2,5027	29,4258	42,04	90 MEISSNER, PAULA
88	50	20,34	2,4582	28,9032	41,29	9 GREGORI, MIGUEL
89	29	11,86	2,4452	28,7501	41,07	65 GIGLI, FABRICIO
90	45	18,59	2,4207	28,4616	40,66	82 LONGINOTTI, ANTONELLA
91	43	17,99	2,3902	28,1037	40,15	27 ARIJA, RODRIGO
92	38	15,91	2,3884	28,0828	40,12	156 BLASON, ANGEL

PRODUCTION -- Overall Stage Results
TORNEO ARGENTINO DE PRODUCCION 2011

Printed diciembre 10, 2011 at 16:25



Stage 7 -- LA SIETE

	PTS	TIME	HIT FACTOR	STAGE POINTS	STAGE PERCENT	COMPETITOR # Name
93	60	28,11	2,1345	25,0967	35,85	149 FONDACARO, RUBEN
94	47	22,27	2,1105	24,8144	35,45	147 PAN, JOSE
95	41	20,03	2,0469	24,0674	34,38	20 ROITMAN, PATRICIO
96	41	20,03	2,0469	24,0674	34,38	153 ROITMAN, RICARDO
97	32	15,70	2,0382	23,9650	34,24	67 GIMENEZ, FERNANDO
98	35	17,65	1,9830	23,3158	33,31	16 PARSONS, CLAUDIO
99	37	19,56	1,8916	22,2413	31,77	26 ANICHINI, RICARDO
100	37	20,01	1,8491	21,7411	31,06	56 FANDINO, ROBERTO
101	45	25,24	1,7829	20,9628	29,95	116 RODOLFI, LUCIANO
102	30	17,17	1,7472	20,5436	29,35	157 OROZCO, SERGIO
103	33	19,12	1,7259	20,2933	28,99	33 BEJARANO, MARCELO
104	26	16,15	1,6099	18,9290	27,04	129 SOLA, JUAN
105	22	14,69	1,4976	17,6087	25,16	139 SANCHEZ, MARCELO
106	35	25,18	1,3900	16,3433	23,35	126 SANZ, GABRIEL
107	26	20,01	1,2994	15,2775	21,83	104 PEREZ, LUIS
108	22	17,45	1,2607	14,8236	21,18	76 JUKELSON, TULIO
109	24	22,45	1,0690	12,5696	17,96	114 REDONDO, HECTOR
110	16	16,98	0,9423	11,0792	15,83	150 GUIMIL, IGNACIO
111	14	15,01	0,9327	10,9666	15,67	102 PAULETIG, GERMAN
112	0	22,77	0,0000	0,0000	0,00	84 LOPEZ, JORGE
113	0	18,81	0,0000	0,0000	0,00	70 GOROSTIDI, SOFIA

PRODUCTION -- Overall Stage Results
TORNEO ARGENTINO DE PRODUCCION 2011

Printed diciembre 10, 2011 at 16:25



Stage 8 -- LA OCHO

	PTS	TIME	HIT FACTOR	STAGE POINTS	STAGE PERCENT	COMPETITOR # Name
1	140	17,96	7,7951	150,0000	100,00	92 MINAGLIA, DANIEL
2	140	19,17	7,3031	140,5321	93,69	111 QUINDI VALLERGA, GASTON
3	148	21,19	6,9844	134,4003	89,60	96 NIKIFORUK, NICOLAS
4	140	20,70	6,7633	130,1449	86,76	110 PRIETO, MARCELO
5	126	18,63	6,7633	130,1449	86,76	24 ALBA, GABRIEL
6	134	20,25	6,6173	127,3354	84,89	29 AVINCETA, EDGARDO
7	140	21,48	6,5177	125,4190	83,61	1 AGUILAR, FELIPE
8	140	21,64	6,4695	124,4917	82,99	143 GINI, SEBASTIAN
9	144	22,53	6,3915	122,9903	81,99	75 JUDEZ RIVAS, JUAN CRUZ
10	144	23,01	6,2581	120,4247	80,28	119 RODRIGUEZ, MIGUEL ANGEL
11	119	19,05	6,2467	120,2047	80,14	65 GIGLI, FABRICIO
12	131	21,29	6,1531	118,4037	78,94	80 LINERA, RODRIGO
13	132	21,52	6,1338	118,0324	78,69	50 CONTE, MARINO
14	140	22,83	6,1323	118,0026	78,67	131 SOSA, NESTOR
15	138	22,73	6,0713	116,8286	77,89	133 TEJERINA, FERNANDO
16	136	22,47	6,0525	116,4677	77,65	31 BARRIENTOS, VICTOR
17	134	22,31	6,0063	115,5779	77,05	39 BURGOS, ADRIAN
18	144	24,23	5,9430	114,3612	76,24	20 ROITMAN, PATRICIO
19	136	22,94	5,9285	114,0815	76,05	134 TONDINI, CLAUDIO
20	142	24,11	5,8897	113,3341	75,56	77 KRUSEWSKI, MARCOS
21	132	22,98	5,7441	110,5334	73,69	83 LOPEZ, TIRITO
22	126	22,08	5,7065	109,8098	73,21	93 MONDACA, GABRIEL
23	126	22,12	5,6962	109,6112	73,07	122 RUGGIERO, NICOLAS
24	136	24,11	5,6408	108,5454	72,36	102 PAULETIG, GERMAN
25	140	24,88	5,6270	108,2797	72,19	140 ADRIEL, DIEGO
26	148	26,48	5,5891	107,5507	71,70	88 MATUS, CARLOS
27	140	25,11	5,5755	107,2879	71,53	120 ROLNIK, JUAN
28	140	25,17	5,5622	107,0322	71,35	97 OBERTELLO, DANIEL
29	142	26,30	5,3992	103,8968	69,26	62 GEREMIAS, GUSTAVO
30	136	25,28	5,3797	103,5217	69,01	35 BRIUOLO, SANTIAGO
31	126	23,46	5,3708	103,3504	68,90	40 BURINI, GUSTAVO
32	134	24,95	5,3707	103,3484	68,90	34 BORGES, WALTER
33	130	24,63	5,2781	101,5660	67,71	129 SOLA, JUAN
34	136	25,85	5,2611	101,2390	67,49	107 PITERBARG, CARLOS
35	142	27,00	5,2593	101,2032	67,47	101 PASIULA, LEANDRO
36	144	27,63	5,2117	100,2885	66,86	23 ZARATE, JOSE
37	138	26,66	5,1763	99,6067	66,40	55 DUFFO, FLAVIO
38	128	24,89	5,1426	98,9588	65,97	155 GERON, GONZALO
39	130	25,36	5,1262	98,6424	65,76	125 SALVADOR, HERNAN
40	144	28,16	5,1136	98,4010	65,60	154 HART, ALBERTO
41	138	27,11	5,0904	97,9533	65,30	61 FRATTINI, PABLO
42	134	26,60	5,0376	96,9377	64,63	11 GULIC, GABRIEL
43	128	25,42	5,0354	96,8956	64,60	139 SANCHEZ, MARCELO
44	124	24,69	5,0223	96,6430	64,43	87 MATOS, DIEGO
45	144	28,73	5,0122	96,4487	64,30	64 GIARDINI, HUGO
46	132	26,34	5,0114	96,4335	64,29	67 GIMENEZ, FERNANDO

PRODUCTION -- Overall Stage Results
TORNEO ARGENTINO DE PRODUCCION 2011

Printed diciembre 10, 2011 at 16:25



Stage 8 -- LA OCHO

	PTS	TIME	HIT FACTOR	STAGE POINTS	STAGE PERCENT	COMPETITOR # Name
47	125	25,12	4,9761	95,7547	63,84	4 CAPRA, CLAUDIO
48	136	27,38	4,9671	95,5818	63,72	49 CLERICCI, FERNANDO
49	140	28,23	4,9593	95,4304	63,62	42 CASSOLA, FEDERICO
50	134	27,28	4,9120	94,5214	63,01	137 VARDE, GABRIEL
51	130	26,65	4,8780	93,8676	62,58	22 WOLONCEWICZ, CLAUDIO
52	142	29,25	4,8547	93,4183	62,28	148 CALDERA, JOSE
53	130	26,87	4,8381	93,0990	62,07	68 GOMEZ BORRAS, CASIMIRO
54	132	27,37	4,8228	92,8044	61,87	66 GILBERT, LUIS
55	134	27,82	4,8167	92,6867	61,79	104 PEREZ, LUIS
56	144	30,04	4,7936	92,2427	61,50	33 BEJARANO, MARCELO
57	112	23,60	4,7458	91,3220	60,88	52 DIAZ, MARTIN
58	142	29,97	4,7381	91,1740	60,78	45 CERQUEIRO, JUAN
59	144	30,44	4,7306	91,0306	60,69	132 TARAMELLI, ALEJANDRO
60	146	31,04	4,7036	90,5109	60,34	90 MEISSNER, PAULA
61	119	25,32	4,6998	90,4384	60,29	95 MURGIA, FERNANDO
62	136	29,04	4,6832	90,1181	60,08	53 DUARTE, DANIEL
63	117	25,06	4,6688	89,8410	59,89	141 PARANZA, ROBERTO
64	132	28,40	4,6479	89,4386	59,63	135 TRIPOLI, MARTIN
65	140	30,46	4,5962	88,4439	58,96	91 MILLOZI, ALEJANDRO
66	118	25,70	4,5914	88,3524	58,90	43 CASTRO, OMAR
67	132	28,78	4,5865	88,2577	58,84	112 QUINTANS, HERNAN
68	142	31,22	4,5484	87,5236	58,35	86 MARCOS, MATIAS
69	130	28,71	4,5280	87,1324	58,09	81 LONGINOTTI, CARLOS
70	113	24,96	4,5272	87,1171	58,08	54 DUFFO, EMILIANO
71	138	30,76	4,4863	86,3301	57,55	156 BLASON, ANGEL
72	128	28,77	4,4491	85,6130	57,08	27 ARIJA, RODRIGO
73	136	30,68	4,4329	85,3008	56,87	138 VENTIERI, MIGUEL
74	102	23,21	4,3947	84,5658	56,38	128 SAVARELLI, ESTEBAN
75	142	32,48	4,3719	84,1283	56,09	142 MENNA, RUBEN
76	148	33,95	4,3594	83,8864	55,92	51 CORDOVA, RAMON
77	129	29,68	4,3464	83,6364	55,76	151 CHAPUR, ORLANDO
78	130	30,11	4,3175	83,0811	55,39	26 ANICHINI, RICARDO
79	136	31,58	4,3065	82,8698	55,25	130 SOLA, MARCELO
80	138	32,37	4,2632	82,0363	54,69	76 JUKELSON, TULIO
81	130	30,81	4,2194	81,1935	54,13	82 LONGINOTTI, ANTONELLA
82	126	30,71	4,1029	78,9515	52,63	144 GINI, JUAN CARLOS
83	136	33,35	4,0780	78,4716	52,31	153 ROITMAN, RICARDO
84	123	31,08	3,9575	76,1542	50,77	146 RODRIGUEZ, GUILLERMO
85	121	30,81	3,9273	75,5724	50,38	74 IZZO, ALEJANDRO
86	111	28,30	3,9223	75,4755	50,32	56 FANDINO, ROBERTO
87	117	30,07	3,8909	74,8724	49,91	157 OROZCO, SERGIO
88	111	28,73	3,8636	74,3459	49,56	7 DIANA, DIEGO
89	138	35,85	3,8494	74,0729	49,38	117 RODOLFI, WALTER
90	129	34,41	3,7489	72,1397	48,09	89 MATUS, MIGUEL
91	136	36,72	3,7037	71,2698	47,51	126 SANZ, GABRIEL
92	113	30,59	3,6940	71,0835	47,39	100 PAGER, PABLO

PRODUCTION -- Overall Stage Results
TORNEO ARGENTINO DE PRODUCCION 2011

Printed diciembre 10, 2011 at 16:25



Stage 8 -- LA OCHO

	PTS	TIME	HIT FACTOR	STAGE POINTS	STAGE PERCENT	COMPETITOR # Name
93	134	36,47	3,6743	70,7031	47,14	145 OLIVA GERLI, GUSTAVO
94	115	31,61	3,6381	70,0072	46,67	2 AGUILERA, DANIEL
95	115	32,33	3,5571	68,4481	45,63	17 PARSONS, JUAN MARTIN
96	115	32,39	3,5505	68,3214	45,55	15 OYOLA, MARCELO
97	142	41,05	3,4592	66,5648	44,38	73 HERMIDA, GUILLERMO
98	127	37,58	3,3795	65,0304	43,35	113 QUINTIERI, VICTOR
99	123	37,29	3,2985	63,4720	42,31	36 BRIZUELA, PABLO
100	138	42,27	3,2647	62,8227	41,88	147 PAN, JOSE
101	113	35,41	3,1912	61,4076	40,94	18 PERALTA, ARIEL
102	142	44,71	3,1760	61,1158	40,74	71 GRAU, JOSEP MARIA
103	138	43,73	3,1557	60,7252	40,48	116 RODOLFI, LUCIANO
104	140	44,37	3,1553	60,7167	40,48	149 FONDACARO, RUBEN
105	130	41,48	3,1340	60,3079	40,21	41 CAMACHO, JORGE
106	136	44,85	3,0323	58,3507	38,90	16 PARSONS, CLAUDIO
107	88	29,59	2,9740	57,2278	38,15	14 MORENO, RICARDO
108	121	43,32	2,7932	53,7485	35,83	9 GREGORI, MIGUEL
109	89	34,65	2,5685	49,4261	32,95	150 GUIMIL, IGNACIO
110	65	30,70	2,1173	40,7422	27,16	70 GOROSTIDI, SOFIA
111	102	51,13	1,9949	38,3879	25,59	114 REDONDO, HECTOR
112	105	65,42	1,6050	30,8850	20,59	84 LOPEZ, JORGE
113	0	9,79	0,0000	0,0000	0,00	78 LARRANAGA, RICARDO

PRODUCTION -- Overall Stage Results
TORNEO ARGENTINO DE PRODUCCION 2011

Printed diciembre 10, 2011 at 16:25



Stage 9 -- LA NUEVE

	PTS	TIME	HIT FACTOR	STAGE POINTS	STAGE PERCENT	COMPETITOR # Name
1	52	8,00	6,5000	60,0000	100,00	92 MINAGLIA, DANIEL
2	50	7,97	6,2735	57,9095	96,52	111 QUINDI VALLERGA, GASTON
3	56	9,32	6,0086	55,4638	92,44	24 ALBA, GABRIEL
4	54	9,05	5,9669	55,0786	91,80	75 JUDEZ RIVAS, JUAN CRUZ
5	58	9,83	5,9003	54,4644	90,77	20 ROITMAN, PATRICIO
6	58	9,86	5,8824	54,2986	90,50	133 TEJERINA, FERNANDO
7	60	10,34	5,8027	53,5635	89,27	93 MONDACA, GABRIEL
8	50	9,02	5,5432	51,1683	85,28	39 BURGOS, ADRIAN
9	50	9,30	5,3763	49,6278	82,71	119 RODRIGUEZ, MIGUEL ANGEL
10	60	11,24	5,3381	49,2746	82,12	29 AVINCETA, EDGARDO
11	56	11,03	5,0771	46,8652	78,11	110 PRIETO, MARCELO
12	58	12,30	4,7154	43,5272	72,55	62 GEREMIAS, GUSTAVO
13	54	11,67	4,6272	42,7131	71,19	88 MATUS, CARLOS
14	52	11,35	4,5815	42,2907	70,48	34 BORGES, WALTER
15	56	12,33	4,5418	41,9240	69,87	97 OBERTELLO, DANIEL
16	56	12,48	4,4872	41,4201	69,03	107 PITERBARG, CARLOS
17	56	12,67	4,4199	40,7990	68,00	91 MILLOZI, ALEJANDRO
18	60	13,72	4,3732	40,3678	67,28	134 TONDINI, CLAUDIO
19	56	12,86	4,3546	40,1962	66,99	87 MATOS, DIEGO
20	56	13,26	4,2232	38,9836	64,97	1 AGUILAR, FELIPE
21	58	13,96	4,1547	38,3513	63,92	101 PASIULA, LEANDRO
22	52	12,56	4,1401	38,2166	63,69	131 SOSA, NESTOR
23	58	14,01	4,1399	38,2145	63,69	132 TARAMELLI, ALEJANDRO
24	41	9,92	4,1331	38,1514	63,59	49 CLERICCI, FERNANDO
25	56	13,61	4,1146	37,9811	63,30	35 BRIUOLO, SANTIAGO
26	54	13,15	4,1065	37,9058	63,18	122 RUGGIERO, NICOLAS
27	56	13,68	4,0936	37,7868	62,98	120 ROLNIK, JUAN
28	58	14,26	4,0673	37,5445	62,57	51 CORDOVA, RAMON
29	54	13,30	4,0602	37,4783	62,46	23 ZARATE, JOSE
30	43	10,64	4,0414	37,3048	62,17	96 NIKIFORUK, NICOLAS
31	39	9,71	4,0165	37,0752	61,79	83 LOPEZ, TIRITO
32	54	13,45	4,0149	37,0603	61,77	95 MURGIA, FERNANDO
33	56	13,96	4,0115	37,0289	61,71	141 PARANZA, ROBERTO
34	56	13,99	4,0029	36,9495	61,58	66 GILBERT, LUIS
35	43	10,80	3,9815	36,7521	61,25	77 KRUSEWSKI, MARCOS
36	56	14,27	3,9243	36,2245	60,37	42 CASSOLA, FEDERICO
37	56	14,31	3,9133	36,1232	60,21	53 DUARTE, DANIEL
38	58	15,05	3,8538	35,5737	59,29	130 SOLA, MARCELO
39	58	15,18	3,8208	35,2691	58,78	80 LINERA, RODRIGO
40	43	11,28	3,8121	35,1882	58,65	50 CONTE, MARINO
41	45	11,93	3,7720	34,8185	58,03	45 CERQUEIRO, JUAN
42	54	14,45	3,7370	34,4956	57,49	7 DIANA, DIEGO
43	54	14,59	3,7012	34,1646	56,94	102 PAULETIG, GERMAN
44	45	12,18	3,6946	34,1038	56,84	143 GINI, SEBASTIAN
45	54	14,70	3,6735	33,9089	56,51	139 SANCHEZ, MARCELO
46	54	14,78	3,6536	33,7254	56,21	144 GINI, JUAN CARLOS

PRODUCTION -- Overall Stage Results
TORNEO ARGENTINO DE PRODUCCION 2011

Printed diciembre 10, 2011 at 16:25




Stage 9 -- LA NUEVE

	PTS	TIME	HIT FACTOR	STAGE POINTS	STAGE PERCENT	COMPETITOR # Name
47	58	16,02	3,6205	33,4198	55,70	33 BEJARANO, MARCELO
48	54	15,21	3,5503	32,7720	54,62	26 ANICHINI, RICARDO
49	54	15,35	3,5179	32,4731	54,12	117 RODOLFI, WALTER
50	52	14,80	3,5135	32,4324	54,05	148 CALDERA, JOSE
51	52	14,83	3,5064	32,3668	53,94	154 HART, ALBERTO
52	52	14,86	3,4993	32,3015	53,84	138 VENTIERI, MIGUEL
53	43	12,55	3,4263	31,6273	52,71	55 DUFFO, FLAVIO
54	54	15,87	3,4026	31,4090	52,35	9 GREGORI, MIGUEL
55	60	17,68	3,3937	31,3261	52,21	151 CHAPUR, ORLANDO
56	54	16,00	3,3750	31,1538	51,92	82 LONGINOTTI, ANTONELLA
57	39	11,69	3,3362	30,7956	51,33	52 DIAZ, MARTIN
58	54	16,25	3,3231	30,6746	51,12	22 WOLONCEWICZ, CLAUDIO
59	58	17,65	3,2861	30,3334	50,56	113 QUINTIERI, VICTOR
60	56	17,38	3,2221	29,7424	49,57	18 PERALTA, ARIEL
61	58	18,03	3,2169	29,6941	49,49	140 ADRIEL, DIEGO
62	58	18,19	3,1886	29,4329	49,05	104 PEREZ, LUIS
63	52	16,45	3,1611	29,1793	48,63	73 HERMIDA, GUILLERMO
64	56	17,81	3,1443	29,0243	48,37	89 MATUS, MIGUEL
65	56	18,08	3,0973	28,5909	47,65	2 AGUILERA, DANIEL
66	52	17,10	3,0409	28,0702	46,78	78 LARRANAGA, RICARDO
67	58	19,44	2,9835	27,5404	45,90	4 CAPRA, CLAUDIO
68	54	18,26	2,9573	27,2980	45,50	125 SALVADOR, HERNAN
69	56	19,05	2,9396	27,1351	45,23	61 FRATTINI, PABLO
70	41	13,97	2,9349	27,0910	45,15	11 GULIC, GABRIEL
71	41	14,11	2,9057	26,8222	44,70	156 BLASON, ANGEL
72	56	19,47	2,8762	26,5497	44,25	149 FONDACARO, RUBEN
73	43	14,99	2,8686	26,4792	44,13	76 JUKELSON, TULIO
74	54	18,98	2,8451	26,2625	43,77	112 QUINTANS, HERNAN
75	58	20,50	2,8293	26,1163	43,53	36 BRIZUELA, PABLO
76	43	15,48	2,7778	25,6410	42,74	64 GIARDINI, HUGO
77	52	18,92	2,7484	25,3700	42,28	86 MARCOS, MATIAS
78	43	15,65	2,7476	25,3625	42,27	40 BURINI, GUSTAVO
79	56	20,47	2,7357	25,2527	42,09	100 PAGER, PABLO
80	56	20,66	2,7106	25,0205	41,70	14 MORENO, RICARDO
81	30	11,19	2,6810	24,7474	41,25	65 GIGLI, FABRICIO
82	41	15,73	2,6065	24,0599	40,10	155 GERON, GONZALO
83	48	18,43	2,6044	24,0411	40,07	27 ARIJA, RODRIGO
84	54	20,74	2,6037	24,0338	40,06	153 ROITMAN, RICARDO
85	41	15,75	2,6032	24,0293	40,05	129 SOLA, JUAN
86	45	17,31	2,5997	23,9968	39,99	142 MENNA, RUBEN
87	30	11,55	2,5974	23,9760	39,96	150 GUIMIL, IGNACIO
88	39	15,02	2,5965	23,9680	39,95	135 TRIPOLI, MARTIN
89	41	16,09	2,5482	23,5215	39,20	74 IZZO, ALEJANDRO
90	52	21,01	2,4750	22,8463	38,08	137 VARDE, GABRIEL
91	41	16,57	2,4744	22,8402	38,07	56 FANDINO, ROBERTO
92	54	22,26	2,4259	22,3927	37,32	81 LONGINOTTI, CARLOS

PRODUCTION -- Overall Stage Results
TORNEO ARGENTINO DE PRODUCCION 2011

Printed diciembre 10, 2011 at 16:25



Stage 9 -- LA NUEVE

	PTS	TIME	HIT FACTOR	STAGE POINTS	STAGE PERCENT	COMPETITOR # Name
93	58	24,45	2,3722	21,8971	36,50	68 GOMEZ BORRAS, CASIMIRO
94	37	15,63	2,3672	21,8515	36,42	17 PARSONS, JUAN MARTIN
95	39	16,66	2,3409	21,6086	36,01	54 DUFFO, EMILIANO
96	58	25,90	2,2394	20,6712	34,45	90 MEISSNER, PAULA
97	39	17,95	2,1727	20,0557	33,43	15 OYOLA, MARCELO
98	39	18,36	2,1242	19,6078	32,68	146 RODRIGUEZ, GUILLERMO
99	28	13,95	2,0072	18,5277	30,88	145 OLIVA GERLI, GUSTAVO
100	41	20,73	1,9778	18,2567	30,43	116 RODOLFI, LUCIANO
101	56	29,22	1,9165	17,6907	29,48	147 PAN, JOSE
102	30	16,62	1,8051	16,6620	27,77	128 SAVARELLI, ESTEBAN
103	41	24,62	1,6653	15,3721	25,62	16 PARSONS, CLAUDIO
104	45	27,92	1,6117	14,8777	24,80	71 GRAU, JOSEP MARIA
105	43	26,75	1,6075	14,8382	24,73	41 CAMACHO, JORGE
106	30	19,33	1,5520	14,3261	23,88	157 OROZCO, SERGIO
107	37	24,83	1,4901	13,7551	22,93	114 REDONDO, HECTOR
108	28	21,28	1,3158	12,1457	20,24	126 SANZ, GABRIEL
109	22	17,05	1,2903	11,9107	19,85	67 GIMENEZ, FERNANDO
110	18	16,01	1,1243	10,3781	17,30	31 BARRIENTOS, VICTOR
111	24	22,70	1,0573	9,7594	16,27	84 LOPEZ, JORGE
112	11	14,58	0,7545	6,9642	11,61	43 CASTRO, OMAR
113	6	23,60	0,2542	2,3468	3,91	70 GOROSTIDI, SOFIA

PRODUCTION -- Overall Stage Results
TORNEO ARGENTINO DE PRODUCCION 2011

Printed diciembre 10, 2011 at 16:25



Stage 10 -- LA DIES

	PTS	TIME	HIT FACTOR	STAGE POINTS	STAGE PERCENT	COMPETITOR #	Name
1	41	5,81	7,0568	45,0000	100,00	39	BURGOS, ADRIAN
2	43	6,39	6,7293	42,9114	95,36	110	PRIETO, MARCELO
3	37	5,65	6,5487	41,7598	92,80	75	JUDEZ RIVAS, JUAN CRUZ
4	37	5,72	6,4685	41,2487	91,66	29	AVINCETA, EDGARDO
5	41	6,37	6,4364	41,0440	91,21	87	MATOS, DIEGO
6	39	6,07	6,4250	40,9714	91,05	93	MONDACA, GABRIEL
7	39	6,19	6,3005	40,1771	89,28	111	QUINDI VALLERGA, GASTON
8	41	6,56	6,2500	39,8552	88,57	134	TONDINI, CLAUDIO
9	39	6,46	6,0372	38,4979	85,55	92	MINAGLIA, DANIEL
10	43	7,20	5,9722	38,0838	84,63	45	CERQUEIRO, JUAN
11	41	6,99	5,8655	37,4034	83,12	24	ALBA, GABRIEL
12	43	7,39	5,8187	37,1047	82,45	1	AGUILAR, FELIPE
13	45	7,79	5,7766	36,8366	81,86	35	BRIUOLO, SANTIAGO
14	41	7,11	5,7665	36,7722	81,72	156	BLASON, ANGEL
15	41	7,13	5,7504	36,6690	81,49	52	DIAZ, MARTIN
16	39	6,86	5,6851	36,2531	80,56	83	LOPEZ, TIRITO
17	41	7,38	5,5556	35,4268	78,73	120	ROLNIK, JUAN
18	41	7,38	5,5556	35,4268	78,73	122	RUGGIERO, NICOLAS
19	39	7,08	5,5085	35,1266	78,06	154	HART, ALBERTO
20	39	7,13	5,4698	34,8803	77,51	31	BARRIENTOS, VICTOR
21	37	6,81	5,4332	34,6465	76,99	34	BORGES, WALTER
22	39	7,29	5,3498	34,1147	75,81	20	ROITMAN, PATRICIO
23	37	7,03	5,2632	33,5623	74,58	155	GERON, GONZALO
24	43	8,31	5,1745	32,9968	73,33	43	CASTRO, OMAR
25	45	8,76	5,1370	32,7577	72,79	129	SOLA, JUAN
26	39	7,85	4,9682	31,6811	70,40	7	DIANA, DIEGO
27	35	7,09	4,9365	31,4794	69,95	131	SOSA, NESTOR
28	37	7,50	4,9333	31,4590	69,91	91	MILLOZI, ALEJANDRO
29	39	7,95	4,9057	31,2826	69,52	49	CLERICCI, FERNANDO
30	41	8,36	4,9043	31,2739	69,50	128	SAVARELLI, ESTEBAN
31	39	7,99	4,8811	31,1260	69,17	88	MATUS, CARLOS
32	37	7,79	4,7497	30,2879	67,31	133	TEJERINA, FERNANDO
33	39	8,22	4,7445	30,2550	67,23	55	DUFFO, FLAVIO
34	41	8,69	4,7181	30,0863	66,86	97	OBERTELLO, DANIEL
35	39	8,28	4,7101	30,0358	66,75	96	NIKIFORUK, NICOLAS
36	43	9,15	4,6995	29,9676	66,59	101	PASIULA, LEANDRO
37	39	8,42	4,6318	29,5364	65,64	23	ZARATE, JOSE
38	35	7,63	4,5872	29,2515	65,00	148	CALDERA, JOSE
39	35	7,73	4,5278	28,8731	64,16	18	PERALTA, ARIEL
40	39	8,62	4,5244	28,8511	64,11	4	CAPRA, CLAUDIO
41	39	8,69	4,4879	28,6187	63,60	100	PAGER, PABLO
42	43	9,61	4,4745	28,5332	63,41	89	MATUS, MIGUEL
43	30	6,83	4,3924	28,0095	62,24	80	LINERA, RODRIGO
44	41	9,36	4,3803	27,9327	62,07	157	OROZCO, SERGIO
45	35	8,03	4,3587	27,7944	61,77	102	PAULETIG, GERMAN
46	39	9,13	4,2716	27,2395	60,53	82	LONGINOTTI, ANTONELLA

PRODUCTION -- Overall Stage Results
TORNEO ARGENTINO DE PRODUCCION 2011

Printed diciembre 10, 2011 at 16:25



Stage 10 -- LA DIES

	PTS	TIME	HIT FACTOR	STAGE POINTS	STAGE PERCENT	COMPETITOR # Name
47	28	6,64	4,2169	26,8902	59,76	77 KRUSEWSKI, MARCOS
48	35	8,58	4,0793	26,0127	57,81	54 DUFFO, EMILIANO
49	28	6,87	4,0757	25,9900	57,76	119 RODRIGUEZ, MIGUEL ANGEL
50	41	10,07	4,0715	25,9633	57,70	51 CORDOVA, RAMON
51	39	9,66	4,0373	25,7450	57,21	14 MORENO, RICARDO
52	41	10,42	3,9347	25,0912	55,76	62 GEREMIAS, GUSTAVO
53	35	8,93	3,9194	24,9932	55,54	145 OLIVA GERLI, GUSTAVO
54	30	7,66	3,9164	24,9745	55,50	61 FRATTINI, PABLO
55	41	10,48	3,9122	24,9475	55,44	74 IZZO, ALEJANDRO
56	39	10,17	3,8348	24,4539	54,34	140 ADRIEL, DIEGO
57	37	9,67	3,8263	24,3994	54,22	151 CHAPUR, ORLANDO
58	43	11,31	3,8019	24,2444	53,88	113 QUINTIERI, VICTOR
59	37	9,80	3,7755	24,0758	53,50	150 GUIMIL, IGNACIO
60	43	11,42	3,7653	24,0108	53,36	36 BRIZUELA, PABLO
61	39	10,40	3,7500	23,9131	53,14	17 PARSONS, JUAN MARTIN
62	37	10,24	3,6133	23,0413	51,20	130 SOLA, MARCELO
63	35	9,99	3,5035	22,3412	49,65	146 RODRIGUEZ, GUILLERMO
64	39	11,18	3,4884	22,2448	49,43	71 GRAU, JOSEP MARIA
65	31	8,91	3,4792	22,1865	49,30	143 GINI, SEBASTIAN
66	39	11,28	3,4574	22,0475	48,99	141 PARANZA, ROBERTO
67	28	8,10	3,4568	22,0434	48,99	107 PITERBARG, CARLOS
68	31	8,97	3,4560	22,0381	48,97	33 BEJARANO, MARCELO
69	43	12,73	3,3778	21,5400	47,87	104 PEREZ, LUIS
70	37	11,34	3,2628	20,8062	46,24	90 MEISSNER, PAULA
71	41	12,59	3,2566	20,7665	46,15	26 ANICHINI, RICARDO
72	26	8,02	3,2419	20,6730	45,94	68 GOMEZ BORRAS, CASIMIRO
73	20	6,18	3,2362	20,6370	45,86	65 GIGLI, FABRICIO
74	37	11,65	3,1760	20,2526	45,01	153 ROITMAN, RICARDO
75	41	12,94	3,1685	20,2048	44,90	138 VENTIERI, MIGUEL
76	28	8,96	3,1250	19,9276	44,28	78 LARRANAGA, RICARDO
77	33	11,29	2,9229	18,6391	41,42	56 FANDINO, ROBERTO
78	35	12,35	2,8340	18,0720	40,16	53 DUARTE, DANIEL
79	41	14,47	2,8334	18,0684	40,15	132 TARAMELLI, ALEJANDRO
80	41	14,82	2,7665	17,6417	39,20	142 MENNA, RUBEN
81	22	7,98	2,7569	17,5802	39,07	40 BURINI, GUSTAVO
82	28	10,29	2,7211	17,3519	38,56	147 PAN, JOSE
83	37	13,71	2,6988	17,2095	38,24	41 CAMACHO, JORGE
84	39	14,49	2,6915	17,1633	38,14	149 FONDACARO, RUBEN
85	37	13,93	2,6561	16,9377	37,64	64 GIARDINI, HUGO
86	22	8,29	2,6538	16,9228	37,61	76 JUKELSON, TULIO
87	35	13,21	2,6495	16,8955	37,55	81 LONGINOTTI, CARLOS
88	22	8,37	2,6284	16,7611	37,25	2 AGUILERA, DANIEL
89	41	15,63	2,6232	16,7274	37,17	116 RODOLFI, LUCIANO
90	24	9,27	2,5890	16,5096	36,69	144 GINI, JUAN CARLOS
91	30	11,75	2,5532	16,2813	36,18	86 MARCOS, MATIAS
92	24	9,71	2,4717	15,7615	35,03	112 QUINTANS, HERNAN

PRODUCTION -- Overall Stage Results
TORNEO ARGENTINO DE PRODUCCION 2011

Printed diciembre 10, 2011 at 16:25



Stage 10 -- LA DIES

	PTS	TIME	HIT FACTOR	STAGE POINTS	STAGE PERCENT	COMPETITOR # Name
93	24	9,73	2,4666	15,7291	34,95	42 CASSOLA, FEDERICO
94	26	11,22	2,3173	14,7770	32,84	139 SANCHEZ, MARCELO
95	24	10,49	2,2879	14,5895	32,42	22 WOLONCEWICZ, CLAUDIO
96	13	6,09	2,1346	13,6123	30,25	50 CONTE, MARINO
97	22	10,95	2,0091	12,8119	28,47	66 GILBERT, LUIS
98	35	17,54	1,9954	12,7246	28,28	16 PARSONS, CLAUDIO
99	26	13,67	1,9020	12,1286	26,95	125 SALVADOR, HERNAN
100	22	12,29	1,7901	11,4150	25,37	73 HERMIDA, GUILLERMO
101	22	12,61	1,7446	11,1253	24,72	11 GULIC, GABRIEL
102	18	11,02	1,6334	10,4159	23,15	27 ARIJA, RODRIGO
103	22	15,41	1,4276	9,1038	20,23	126 SANZ, GABRIEL
104	24	19,61	1,2239	7,8044	17,34	67 GIMENEZ, FERNANDO
105	26	21,77	1,1943	7,6159	16,92	9 GREGORI, MIGUEL
106	11	10,01	1,0989	7,0075	15,57	137 VARDE, GABRIEL
107	11	11,11	0,9901	6,3137	14,03	15 OYOLA, MARCELO
108	11	15,63	0,7038	4,4879	9,97	117 RODOLFI, WALTER
109	9	14,66	0,6139	3,9148	8,70	70 GOROSTIDI, SOFIA
110	20	32,77	0,6103	3,8919	8,65	84 LOPEZ, JORGE
111	13	21,94	0,5925	3,7784	8,40	114 REDONDO, HECTOR
112	0	9,60	0,0000	0,0000	0,00	135 TRIPOLI, MARTIN

PRODUCTION -- Overall Stage Results
TORNEO ARGENTINO DE PRODUCCION 2011

Printed diciembre 10, 2011 at 16:25



Stage 11 -- LA ONCE

	PTS	TIME	HIT FACTOR	STAGE POINTS	STAGE PERCENT	COMPETITOR # Name
1	41	6,03	6,7993	45,0000	100,00	111 QUINDI VALLERGA, GASTON
2	41	6,68	6,1377	40,6213	90,27	110 PRIETO, MARCELO
3	41	6,84	5,9942	39,6711	88,16	75 JUDEZ RIVAS, JUAN CRUZ
4	41	6,97	5,8824	38,9311	86,51	143 GINI, SEBASTIAN
5	43	7,37	5,8345	38,6142	85,81	155 GERON, GONZALO
6	43	7,45	5,7718	38,1995	84,89	52 DIAZ, MARTIN
7	41	7,12	5,7584	38,1110	84,69	120 ROLNIK, JUAN
8	39	6,93	5,6277	37,2458	82,77	119 RODRIGUEZ, MIGUEL ANGEL
9	39	7,17	5,4393	35,9991	80,00	133 TEJERINA, FERNANDO
10	43	7,97	5,3952	35,7072	79,35	131 SOSA, NESTOR
11	43	7,98	5,3885	35,6625	79,25	87 MATOS, DIEGO
12	41	7,68	5,3385	35,3320	78,52	91 MILLOZI, ALEJANDRO
13	39	7,35	5,3061	35,1175	78,04	93 MONDACA, GABRIEL
14	41	8,29	4,9457	32,7322	72,74	34 BORGES, WALTER
15	39	7,90	4,9367	32,6726	72,61	49 CLERICCI, FERNANDO
16	39	8,14	4,7912	31,7093	70,47	92 MINAGLIA, DANIEL
17	35	7,41	4,7233	31,2605	69,47	31 BARRIENTOS, VICTOR
18	39	8,28	4,7101	31,1731	69,27	20 ROITMAN, PATRICIO
19	41	8,73	4,6964	31,0825	69,07	148 CALDERA, JOSE
20	37	8,06	4,5906	30,3817	67,51	95 MURGIA, FERNANDO
21	35	7,70	4,5455	30,0831	66,85	96 NIKIFORUK, NICOLAS
22	39	8,65	4,5087	29,8397	66,31	24 ALBA, GABRIEL
23	45	10,04	4,4821	29,6637	65,92	139 SANCHEZ, MARCELO
24	41	9,28	4,4181	29,2403	64,98	97 OBERTELLO, DANIEL
25	39	8,89	4,3870	29,0341	64,52	88 MATUS, CARLOS
26	43	10,06	4,2744	28,2889	62,86	45 CERQUEIRO, JUAN
27	39	9,40	4,1489	27,4589	61,02	35 BRIUOLO, SANTIAGO
28	41	10,01	4,0959	27,1079	60,24	55 DUFFO, FLAVIO
29	41	10,28	3,9883	26,3959	58,66	100 PAGER, PABLO
30	28	7,11	3,9381	26,0636	57,92	39 BURGOS, ADRIAN
31	39	9,93	3,9275	25,9933	57,76	68 GOMEZ BORRAS, CASIMIRO
32	37	9,45	3,9153	25,9129	57,58	156 BLASON, ANGEL
33	43	11,02	3,9020	25,8246	57,39	107 PITERBARG, CARLOS
34	37	9,50	3,8947	25,7765	57,28	104 PEREZ, LUIS
35	43	11,11	3,8704	25,6154	56,92	89 MATUS, MIGUEL
36	39	10,13	3,8500	25,4801	56,62	61 FRATTINI, PABLO
37	35	9,31	3,7594	24,8808	55,29	129 SOLA, JUAN
38	45	12,08	3,7252	24,6542	54,79	142 MENNA, RUBEN
39	35	9,52	3,6765	24,3320	54,07	140 ADRIEL, DIEGO
40	41	11,17	3,6705	24,2927	53,98	80 LINERA, RODRIGO
41	26	7,17	3,6262	23,9994	53,33	29 AVINCETA, EDGARDO
42	39	10,92	3,5714	23,6368	52,53	11 GULIC, GABRIEL
43	41	11,49	3,5683	23,6162	52,48	67 GIMENEZ, FERNANDO
44	39	10,96	3,5584	23,5505	52,33	151 CHAPUR, ORLANDO
45	28	7,96	3,5176	23,2804	51,73	83 LOPEZ, TIRITO
46	37	10,62	3,4840	23,0581	51,24	1 AGUILAR, FELIPE

PRODUCTION -- Overall Stage Results
TORNEO ARGENTINO DE PRODUCCION 2011

Printed diciembre 10, 2011 at 16:25



Stage 11 -- LA ONCE

	PTS	TIME	HIT FACTOR	STAGE POINTS	STAGE PERCENT	COMPETITOR # Name
47	46	13,21	3,4822	23,0463	51,21	144 GINI, JUAN CARLOS
48	41	11,78	3,4805	23,0348	51,19	134 TONDINI, CLAUDIO
49	37	10,76	3,4387	22,7581	50,57	23 ZARATE, JOSE
50	39	11,39	3,4241	22,6614	50,36	128 SAVARELLI, ESTEBAN
51	30	8,92	3,3632	22,2588	49,46	125 SALVADOR, HERNAN
52	39	11,64	3,3505	22,1747	49,28	146 RODRIGUEZ, GUILLERMO
53	41	12,46	3,2905	21,7777	48,39	78 LARRANAGA, RICARDO
54	41	12,55	3,2669	21,6215	48,05	4 CAPRA, CLAUDIO
55	43	13,19	3,2600	21,5759	47,95	101 PASIULA, LEANDRO
56	26	7,98	3,2581	21,5634	47,92	122 RUGGIERO, NICOLAS
57	37	11,37	3,2542	21,5371	47,86	77 KRUSEWSKI, MARCOS
58	41	12,62	3,2488	21,5016	47,78	132 TARAMELLI, ALEJANDRO
59	43	13,32	3,2282	21,3654	47,48	90 MEISSNER, PAULA
60	41	12,94	3,1685	20,9699	46,60	22 WOLONCEWICZ, CLAUDIO
61	39	12,32	3,1656	20,9508	46,56	51 CORDOVA, RAMON
62	39	12,36	3,1553	20,8830	46,41	157 OROZCO, SERGIO
63	41	13,08	3,1346	20,7454	46,10	82 LONGINOTTI, ANTONELLA
64	30	9,60	3,1250	20,6822	45,96	42 CASSOLA, FEDERICO
65	43	13,78	3,1205	20,6521	45,89	50 CONTE, MARINO
66	41	13,26	3,0920	20,4638	45,48	26 ANICHINI, RICARDO
67	27	8,77	3,0787	20,3756	45,28	145 OLIVA GERLI, GUSTAVO
68	39	12,80	3,0469	20,1651	44,81	66 GILBERT, LUIS
69	39	12,87	3,0303	20,0554	44,57	43 CASTRO, OMAR
70	37	12,32	3,0032	19,8764	44,17	150 GUIMIL, IGNACIO
71	33	11,05	2,9864	19,7650	43,92	7 DIANA, DIEGO
72	37	12,84	2,8816	19,0714	42,38	113 QUINTIERI, VICTOR
73	26	9,12	2,8509	18,8679	41,93	138 VENTIERI, MIGUEL
74	41	14,61	2,8063	18,5729	41,27	141 PARANZA, ROBERTO
75	37	13,19	2,8052	18,5653	41,26	70 GOROSTIDI, SOFIA
76	41	14,68	2,7929	18,4843	41,08	17 PARSONS, JUAN MARTIN
77	28	10,12	2,7668	18,3115	40,69	112 QUINTANS, HERNAN
78	35	12,74	2,7473	18,1821	40,40	64 GIARDINI, HUGO
79	39	14,71	2,6513	17,5468	38,99	74 IZZO, ALEJANDRO
80	43	17,06	2,5205	16,6815	37,07	9 GREGORI, MIGUEL
81	39	16,16	2,4134	15,9724	35,49	65 GIGLI, FABRICIO
82	24	10,16	2,3622	15,6338	34,74	137 VARDE, GABRIEL
83	39	17,58	2,2184	14,6822	32,63	14 MORENO, RICARDO
84	29	13,19	2,1986	14,5512	32,34	15 OYOLA, MARCELO
85	30	14,12	2,1246	14,0615	31,25	117 RODOLFI, WALTER
86	15	7,27	2,0633	13,6553	30,35	62 GEREMIAS, GUSTAVO
87	31	15,68	1,9770	13,0846	29,08	36 BRIZUELA, PABLO
88	28	14,20	1,9718	13,0502	29,00	76 JUKELSON, TULIO
89	30	15,66	1,9157	12,6787	28,17	18 PERALTA, ARIEL
90	30	16,59	1,8083	11,9680	26,60	2 AGUILERA, DANIEL
91	26	15,20	1,7105	11,3208	25,16	154 HART, ALBERTO
92	28	16,84	1,6627	11,0043	24,45	53 DUARTE, DANIEL

PRODUCTION -- Overall Stage Results
TORNEO ARGENTINO DE PRODUCCION 2011

Printed diciembre 10, 2011 at 16:25



Stage 11 -- LA ONCE

	PTS	TIME	HIT FACTOR	STAGE POINTS	STAGE PERCENT	COMPETITOR # Name
93	26	15,97	1,6281	10,7749	23,94	41 CAMACHO, JORGE
94	26	16,06	1,6189	10,7145	23,81	73 HERMIDA, GUILLERMO
95	15	9,73	1,5416	10,2029	22,67	86 MARCOS, MATIAS
96	20	13,07	1,5302	10,1275	22,51	81 LONGINOTTI, CARLOS
97	15	10,57	1,4191	9,3921	20,87	102 PAULETIG, GERMAN
98	28	20,07	1,3951	9,2333	20,52	126 SANZ, GABRIEL
99	26	20,51	1,2677	8,3898	18,64	33 BEJARANO, MARCELO
100	11	8,77	1,2543	8,3012	18,45	40 BURINI, GUSTAVO
101	16	14,05	1,1388	7,5368	16,75	153 ROITMAN, RICARDO
102	15	13,90	1,0791	7,1420	15,87	149 FONDACARO, RUBEN
103	3	9,95	0,3015	1,9955	4,43	135 TRIPOLI, MARTIN
104	5	17,88	0,2796	1,8508	4,11	114 REDONDO, HECTOR
105	1	14,47	0,0691	0,4574	1,02	56 FANDINO, ROBERTO
106	37	1024,00	0,0361	0,2391	0,53	54 DUFFO, EMILIANO
107	0	14,53	0,0000	0,0000	0,00	16 PARSONS, CLAUDIO
108	0	14,53	0,0000	0,0000	0,00	84 LOPEZ, JORGE
109	0	12,88	0,0000	0,0000	0,00	27 ARIJA, RODRIGO
110	0	13,11	0,0000	0,0000	0,00	147 PAN, JOSE
111	0	15,07	0,0000	0,0000	0,00	71 GRAU, JOSEP MARIA
112	0	12,39	0,0000	0,0000	0,00	130 SOLA, MARCELO
113	0	15,52	0,0000	0,0000	0,00	116 RODOLFI, LUCIANO

PRODUCTION -- Overall Stage Results
TORNEO ARGENTINO DE PRODUCCION 2011

Printed diciembre 10, 2011 at 16:25



Stage 12 -- LA DOCE

	PTS	TIME	HIT FACTOR	STAGE POINTS	STAGE PERCENT	COMPETITOR #	Name
1	78	12,44	6,2701	80,0000	100,00	111	QUINDI VALLERGA, GASTON
2	76	13,06	5,8193	74,2482	92,81	75	JUDEZ RIVAS, JUAN CRUZ
3	74	13,25	5,5849	71,2577	89,07	24	ALBA, GABRIEL
4	80	14,57	5,4907	70,0561	87,57	20	ROITMAN, PATRICIO
5	78	14,24	5,4775	69,8876	87,36	110	PRIETO, MARCELO
6	76	13,89	5,4716	69,8115	87,26	80	LINERA, RODRIGO
7	78	14,58	5,3498	68,2579	85,32	119	RODRIGUEZ, MIGUEL ANGEL
8	70	13,61	5,1433	65,6229	82,03	65	GIGLI, FABRICIO
9	78	15,27	5,1081	65,1735	81,47	39	BURGOS, ADRIAN
10	74	14,58	5,0754	64,7575	80,95	52	DIAZ, MARTIN
11	76	14,98	5,0734	64,7318	80,91	96	NIKIFORUK, NICOLAS
12	74	14,66	5,0477	64,4041	80,51	87	MATOS, DIEGO
13	80	15,87	5,0410	64,3175	80,40	88	MATUS, CARLOS
14	80	15,99	5,0031	63,8348	79,79	120	ROLNIK, JUAN
15	76	15,41	4,9319	62,9255	78,66	134	TONDINI, CLAUDIO
16	68	13,79	4,9311	62,9159	78,64	93	MONDACA, GABRIEL
17	72	14,87	4,8420	61,7785	77,22	92	MINAGLIA, DANIEL
18	72	14,88	4,8387	61,7370	77,17	125	SALVADOR, HERNAN
19	78	16,13	4,8357	61,6987	77,12	97	OBERTELLO, DANIEL
20	76	15,88	4,7859	61,0631	76,33	133	TEJERINA, FERNANDO
21	76	15,89	4,7829	61,0247	76,28	112	QUINTANS, HERNAN
22	76	16,04	4,7382	60,4540	75,57	107	PITERBARG, CARLOS
23	76	16,27	4,6712	59,5994	74,50	29	AVINCETA, EDGARDO
24	78	16,73	4,6623	59,4860	74,36	155	GERON, GONZALO
25	76	16,49	4,6089	58,8042	73,51	156	BLASON, ANGEL
26	72	15,77	4,5656	58,2528	72,82	83	LOPEZ, TIRITO
27	74	16,26	4,5510	58,0667	72,58	34	BORGES, WALTER
28	76	16,84	4,5131	57,5821	71,98	50	CONTE, MARINO
29	74	16,63	4,4498	56,7747	70,97	141	PARANZA, ROBERTO
30	78	17,58	4,4369	56,6098	70,76	95	MURGIA, FERNANDO
31	72	16,25	4,4308	56,5321	70,67	31	BARRIENTOS, VICTOR
32	74	16,73	4,4232	56,4354	70,54	53	DUARTE, DANIEL
33	72	16,33	4,4091	56,2551	70,32	91	MILLOZI, ALEJANDRO
34	76	17,43	4,3603	55,6329	69,54	66	GILBERT, LUIS
35	70	16,14	4,3371	55,3363	69,17	1	AGUILAR, FELIPE
36	76	17,60	4,3182	55,0956	68,87	77	KRUSEWSKI, MARCOS
37	78	18,14	4,2999	54,8622	68,58	35	BRIUOLO, SANTIAGO
38	76	17,96	4,2316	53,9912	67,49	23	ZARATE, JOSE
39	78	18,56	4,2026	53,6207	67,03	42	CASSOLA, FEDERICO
40	78	18,66	4,1801	53,3333	66,67	45	CERQUEIRO, JUAN
41	78	18,66	4,1801	53,3333	66,67	49	CLERICCI, FERNANDO
42	63	15,09	4,1750	53,2681	66,59	143	GINI, SEBASTIAN
43	78	18,77	4,1556	53,0208	66,28	16	PARSONS, CLAUDIO
44	76	18,29	4,1553	53,0171	66,27	55	DUFFO, FLAVIO
45	72	17,54	4,1049	52,3744	65,47	131	SOSA, NESTOR
46	80	20,05	3,9900	50,9086	63,64	22	WOLONCEWICZ, CLAUDIO

PRODUCTION -- Overall Stage Results
TORNEO ARGENTINO DE PRODUCCION 2011

Printed diciembre 10, 2011 at 16:25



Stage 12 -- LA DOCE

	PTS	TIME	HIT FACTOR	STAGE POINTS	STAGE PERCENT	COMPETITOR #	Name
47	76	19,57	3,8835	49,5494	61,94	68	GOMEZ BORRAS, CASIMIRO
48	76	19,88	3,8229	48,7768	60,97	132	TARAMELLI, ALEJANDRO
49	78	20,58	3,7901	48,3576	60,45	140	ADRIEL, DIEGO
50	70	18,48	3,7879	48,3294	60,41	154	HART, ALBERTO
51	76	20,24	3,7549	47,9092	59,89	64	GIARDINI, HUGO
52	74	19,72	3,7525	47,8785	59,85	146	RODRIGUEZ, GUILLERMO
53	61	16,39	3,7218	47,4861	59,36	54	DUFFO, EMILIANO
54	76	20,44	3,7182	47,4404	59,30	7	DIANA, DIEGO
55	80	21,61	3,7020	47,2336	59,04	62	GEREMIAS, GUSTAVO
56	76	20,53	3,7019	47,2324	59,04	104	PEREZ, LUIS
57	72	19,94	3,6108	46,0705	57,59	74	IZZO, ALEJANDRO
58	74	20,53	3,6045	45,9895	57,49	101	PASIULA, LEANDRO
59	70	19,58	3,5751	45,6143	57,02	61	FRATTINI, PABLO
60	78	21,82	3,5747	45,6095	57,01	82	LONGINOTTI, ANTONELLA
61	80	22,59	3,5414	45,1845	56,48	4	CAPRA, CLAUDIO
62	74	20,92	3,5373	45,1321	56,42	151	CHAPUR, ORLANDO
63	66	18,85	3,5013	44,6733	55,84	43	CASTRO, OMAR
64	66	18,94	3,4847	44,4611	55,58	100	PAGER, PABLO
65	70	20,11	3,4809	44,4121	55,52	81	LONGINOTTI, CARLOS
66	70	20,44	3,4247	43,6951	54,62	138	VENTIERI, MIGUEL
67	72	21,03	3,4237	43,6827	54,60	67	GIMENEZ, FERNANDO
68	70	20,54	3,4080	43,4824	54,35	129	SOLA, JUAN
69	80	23,53	3,3999	43,3794	54,22	51	CORDOVA, RAMON
70	57	16,84	3,3848	43,1866	53,98	157	OROZCO, SERGIO
71	78	23,22	3,3592	42,8596	53,57	128	SAVARELLI, ESTEBAN
72	78	23,24	3,3563	42,8227	53,53	142	MENNA, RUBEN
73	74	22,09	3,3499	42,7417	53,43	56	FANDINO, ROBERTO
74	74	22,16	3,3394	42,6067	53,26	137	VARDE, GABRIEL
75	70	21,10	3,3175	42,3284	52,91	36	BRIZUELA, PABLO
76	60	18,32	3,2751	41,7870	52,23	11	GULIC, GABRIEL
77	76	23,46	3,2396	41,3334	51,67	130	SOLA, MARCELO
78	74	22,92	3,2286	41,1939	51,49	86	MARCOS, MATIAS
79	78	24,25	3,2165	41,0392	51,30	153	ROITMAN, RICARDO
80	72	22,39	3,2157	41,0293	51,29	78	LARRANAGA, RICARDO
81	74	23,37	3,1665	40,4007	50,50	17	PARSONS, JUAN MARTIN
82	70	22,85	3,0635	39,0866	48,86	27	ARIJA, RODRIGO
83	70	23,04	3,0382	38,7642	48,46	2	AGUILERA, DANIEL
84	68	22,99	2,9578	37,7386	47,17	33	BEJARANO, MARCELO
85	65	22,08	2,9438	37,5604	46,95	135	TRIPOLI, MARTIN
86	76	26,55	2,8625	36,5229	45,65	148	CALDERA, JOSE
87	64	22,38	2,8597	36,4868	45,61	9	GREGORI, MIGUEL
88	74	26,24	2,8201	35,9819	44,98	89	MATUS, MIGUEL
89	72	25,55	2,8180	35,9548	44,94	149	FONDACARO, RUBEN
90	70	24,87	2,8146	35,9119	44,89	71	GRAU, JOSEP MARIA
91	74	26,49	2,7935	35,6423	44,55	73	HERMIDA, GUILLERMO
92	55	19,72	2,7890	35,5854	44,48	145	OLIVA GERLI, GUSTAVO

PRODUCTION -- Overall Stage Results
TORNEO ARGENTINO DE PRODUCCION 2011

Printed diciembre 10, 2011 at 16:25



Stage 12 -- LA DOCE

	PTS	TIME	HIT FACTOR	STAGE POINTS	STAGE PERCENT	COMPETITOR # Name
93	76	27,37	2,7768	35,4286	44,29	113 QUINTIERI, VICTOR
94	48	17,31	2,7730	35,3802	44,23	40 BURINI, GUSTAVO
95	74	26,70	2,7715	35,3620	44,20	126 SANZ, GABRIEL
96	53	19,16	2,7662	35,2936	44,12	14 MORENO, RICARDO
97	63	23,49	2,6820	34,2195	42,77	102 PAULETIG, GERMAN
98	63	23,82	2,6448	33,7454	42,18	18 PERALTA, ARIEL
99	76	28,92	2,6279	33,5298	41,91	150 GUIMIL, IGNACIO
100	65	25,60	2,5391	32,3958	40,49	26 ANICHINI, RICARDO
101	74	29,52	2,5068	31,9839	39,98	117 RODOLFI, WALTER
102	80	32,59	2,4547	31,3200	39,15	76 JUKELSON, TULIO
103	70	29,32	2,3874	30,4614	38,08	41 CAMACHO, JORGE
104	51	21,38	2,3854	30,4353	38,04	147 PAN, JOSE
105	62	27,48	2,2562	28,7866	35,98	139 SANCHEZ, MARCELO
106	48	22,02	2,1798	27,8125	34,77	144 GINI, JUAN CARLOS
107	43	20,57	2,0904	26,6717	33,34	15 OYOLA, MARCELO
108	68	33,02	2,0594	26,2753	32,84	84 LOPEZ, JORGE
109	34	16,89	2,0130	25,6841	32,11	122 RUGGIERO, NICOLAS
110	53	27,30	1,9414	24,7702	30,96	90 MEISSNER, PAULA
111	66	45,02	1,4660	18,7048	23,38	114 REDONDO, HECTOR
112	0	17,78	0,0000	0,0000	0,00	70 GOROSTIDI, SOFIA
113	0	28,26	0,0000	0,0000	0,00	116 RODOLFI, LUCIANO